

(No Model.)

S. E. NUTTING.

MAP CASE.

No. 343,060.

Patented June 1, 1886.

Fig. 1.

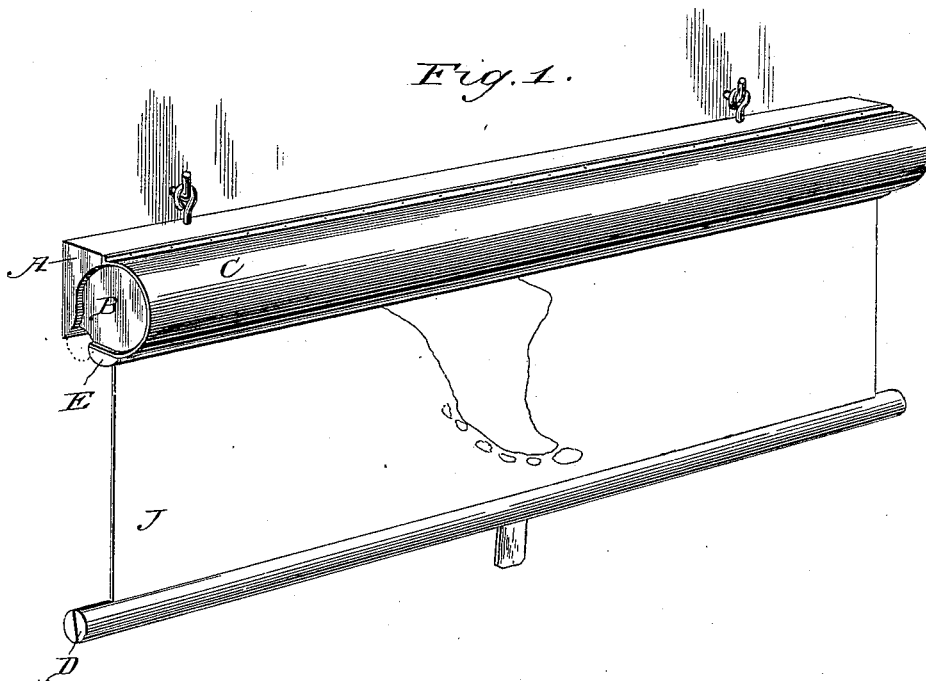


Fig. 2.

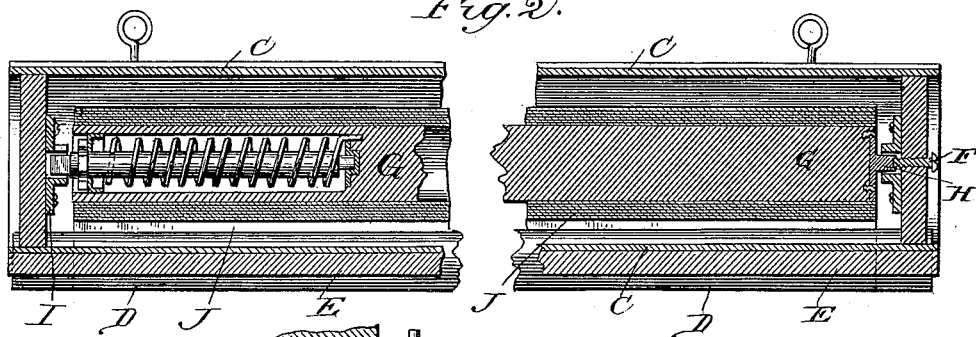
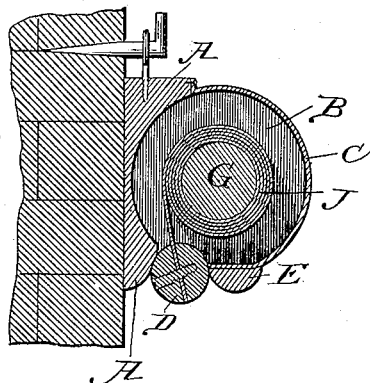


Fig. 3.



Witnesses.

W. Posner
H. H. Hallowell

Inventor.

Samuel E. Nutting

UNITED STATES PATENT OFFICE.

SAMUEL E. NUTTING, OF CHICAGO, ILLINOIS.

MAP-CASE.

SPECIFICATION forming part of Letters Patent No. 343,060, dated June 1, 1886.

Application filed March 14, 1885. Serial No. 158,794. (No model.)

To all whom it may concern:

Be it known that I, SAMUEL E. NUTTING, of Chicago, in the county of Cook and State of Illinois, have invented a new and Improved Map-Case for Single Maps or Charts, of which the following is a full, clear, and exact description.

The object of my invention is to combine certain parts in a map-case, as hereinafter described, and pointed out in the claims, reference being had to the accompanying drawings, forming part of this specification, in which similar letters of reference indicate corresponding parts in all the figures.

Figure 1 is a perspective view of my map-case complete, with map partially drawn down and suspended from a spring-roller within. Fig. 2 is a perpendicular section through its center lengthwise, slightly enlarged and a portion broken out of the middle, showing the position of roller with map rolled up and the case closed, and also the manner of hanging and fastening the roller in place. Fig. 3 is a vertical cross-section showing the manner in which the case is closed by the ordinary round on the lower edge of map.

I fasten to each end of the wooden bar A circular brackets B, which have the proper groove and hole for receiving and supporting the map-roller G on their inner sides, and also act as a form over which the covering C is fastened. The covering C here shown is made of a single piece, and it is attached directly to the bar or back piece, A, and the end pieces, B, and such cover extends over in front of and partially under the rolled map when in place, as clearly shown in Fig. 3. The bar A projects slightly below the brackets B, and the covering C, being attached to its upper edge, is brought over the brackets to a point underneath, near enough to the lower edge of the bar A to form a closed case when the map is rolled up and the round D is at its highest point. The strip E is provided to make the edge of the covering C more rigid, and afford means through which the covering is fastened to brackets B. Through one end of the case or bracket B, and opposite the pivoted end of the roller, is inserted the set-screw F, by which the roller G is crowded endwise until its opposite end pivot projects under a slightly-projecting portion of its support I, thereby se-

curing the roller in its place, while allowing it to be removed by the set-screw being turned back. By combining these parts as shown I produce a map-case for single maps mounted on rollers, which has the advantage of being self-closing by the round on the lower edge of the map adjusting itself to the narrow opening through which the map is drawn when the map is rolled up, filling the opening and substantially closing the case, protecting the map within entirely from dust or other injury. The case is also neat and compact in form, light, and attractive, and allows of its being handled and changed about without displacing the map within. While the round D completely fills the narrow opening between the bar A and lower edge of covering C, attached to strip E, the opening is sufficiently wide to allow the free passage of the map up and down through it without being rubbed or injured.

What I claim as new and of my invention is—

1. In a case or cover for wall-maps, the combination of a back piece, a covering, and end pieces, the covering being made in one piece and attached directly to the back piece and the end pieces and extending over in front of and partially under the rolled map when in place, substantially as described.

2. In a map-case, the combination, with the longitudinal bar A, of the circular end brackets, B, secured thereto, the roller G, having its bearings in supports secured to or forming part of brackets B, and the covering C, secured at one end to the bar A, and passed over and around and secured to said brackets B, and provided with strip E at its lower end, substantially as and for the purpose described.

3. In a map-case, the combination, with the bar A, and brackets B, and covering C, secured thereto and to said bar, of the roll G and set-screw F, passing through one of the brackets B and bearing against the journal of roll G, whereby the other journal of the roll is forced into its support, substantially as described.

In testimony whereof I have hereunto set my hand this 10th day of March, 1885.

SAMUEL E. NUTTING.

In presence of—

THOS. CHARLES,
H. HADLEY.