

(No Model.)

F. P. STIKER.
GAME APPARATUS.

No. 343,088.

Patented June 1, 1886.

Fig. 1.

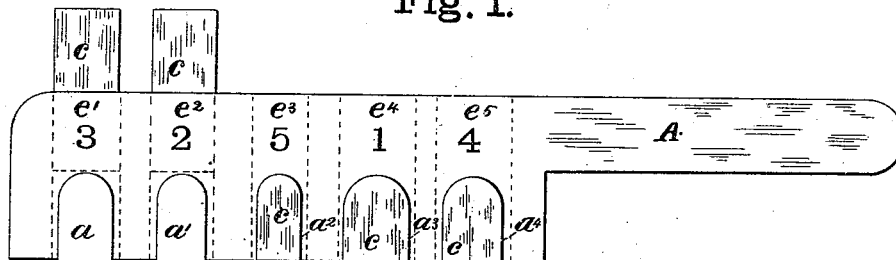


Fig. 2.

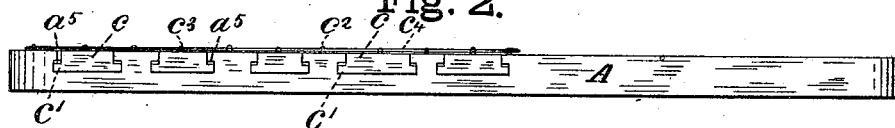


Fig. 3.

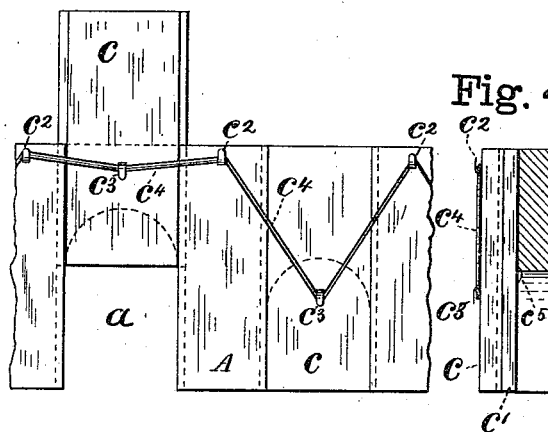


Fig. 5.

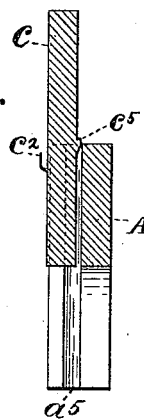
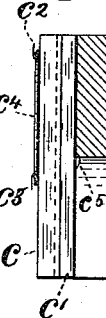


Fig. 4.



Witnesses.

Jennie W. Caldwell
Lure A. C. Fisher

Inventor.

Flavius P. Stiker
By James S. Sargent
att'y.

UNITED STATES PATENT OFFICE.

FLAVIUS P. STIKER, OF BUFFALO, NEW YORK.

GAME APPARATUS.

SPECIFICATION forming part of Letters Patent No. 343,088, dated June 1, 1886.

Application filed July 15, 1885. Serial No. 171,674. (No model.)

To all whom it may concern:

Be it known that I, FLAVIUS P. STIKER, a citizen of the United States, residing in Buffalo, in the county of Erie and State of New York, have invented certain new and useful Improvements in Game Apparatus, of which the following is a specification.

This invention relates to certain improvements in the usual hand device used by boys, having a series of openings of different values, through which marbles are shot. The size of the openings determines their value. A smaller opening being harder to hit is of course of more value; but disputes often arise as to whether a marble has passed through a specified opening.

The object of my invention is to obviate this objection by means that will be fully and clearly hereinafter shown, described, and claimed, by reference to the accompanying drawings, in which—

Figure 1 is a front elevation of the device complete; Fig. 2, a top view. Fig. 3 is a back view of an enlarged portion of the device. Fig. 4 is a section through one of the openings, and an edge view of one of the sliding plates in position; and Fig. 5 is a vertical section through one of the plates and one of the openings, showing the plate in its upward position.

A represents a strip of wood or other suitable material having a series of openings, a a' a'' a''' a'''' , through it. Each opening is provided with a slideway, a^5 , into which is fitted a sliding plate, c , having a rabbet cut in the edges, thereby forming the thin side strips or portions, c' , adapted to fit in the slideways a^5 , so that it will slide easily up and down. To the plate on each side of each opening is secured a hook, c^2 , or its equivalent, and to each plate is secured a hook, c^3 , and around each of the hooks is secured an elastic rubber cord, c^4 , for the purpose of holding the doors or plates up, as shown in Figs. 1, 3, and 5. To each plate is secured a short projecting piece, c^5 , adapted to catch on the under part of the top of the opening and hold the plate down against the force of the spring. It will be noticed that the slides on each side of the doors are made

thinner or narrower than the grooves or slideway, so that the door has sufficient movement back and forth to allow the catch c^5 to move over far enough to catch and hold the plate down, or to allow the plate to move back far enough to disengage it and permit the door to spring up.

The operation of the invention is as follows: All of the plates or doors being fastened down, as above mentioned, a ball or marble being thrown or shot toward the device will strike either the side of the apparatus or pass into one of the openings and against one of the plates or doors, and by forcing it backward will disengage the catch and allow it to spring up, thereby indicating plainly through which opening the ball has passed. Over each opening are numbers e' , e'' , e''' , e'''' , and e^5 , running from one upward, for indicating the number of points in a game, so that a ball passing through an opening will indicate the number of points marked above it. For instance, if it passed through the opening marked "4" it will indicate four points, so that each opening is of a different value.

In describing the springs for raising the plates or doors I have shown an elastic rubber cord; but any other well-known spring adapted for the purpose may be used, and the position of the catch may be also varied, the portion upon which it catches being made also to correspond with it without changing the nature of the invention.

The device is provided with a handle, as shown, so as to adapt it to be held in the hand by one person while being shot at by another.

I am aware that a bar having a series of notches all of one size, a series of spring tablets or doors having a number on the doors, which is only exposed to view when the door is opened by the impact of a marble, has heretofore been used.

I am also aware that a series of figures have been used on a toy, arranged to be moved upward by springs, the construction being such that the figures are released by the striking of a ball against a knob adapted to release them, so as to expose the figures to view. I therefore do not claim such, broadly; but

What I do claim is—

A game apparatus adapted to be held in the hand while played with by another, having a series of different-sized openings, each
5 provided with a sliding door or plate having springs for holding them up and catches for holding them down until released by a marble

or ball striking against the door, substantially as described.

FLAVIUS P. STIKER.

Witnesses:

JENNIE M. CALDWELL,
LUKE A. C. FISHER.