

(No Model.)

G. DELKER.

RUNNING GEAR FOR WAGONS.

No. 343,114.

Patented June 1, 1886.

FIG. I.

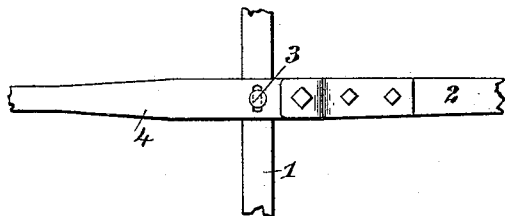


FIG. II.

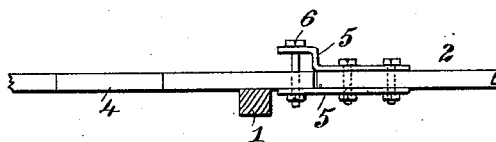


FIG. III.

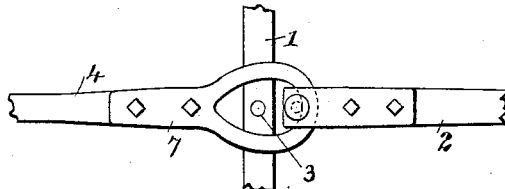


FIG. IV.

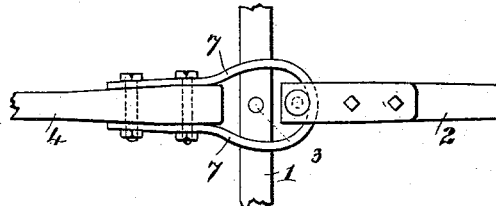


FIG. V.

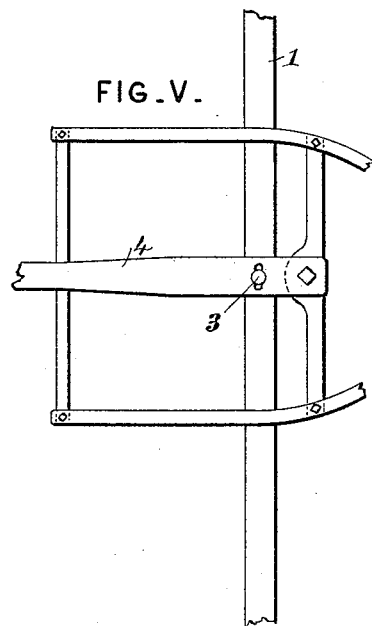
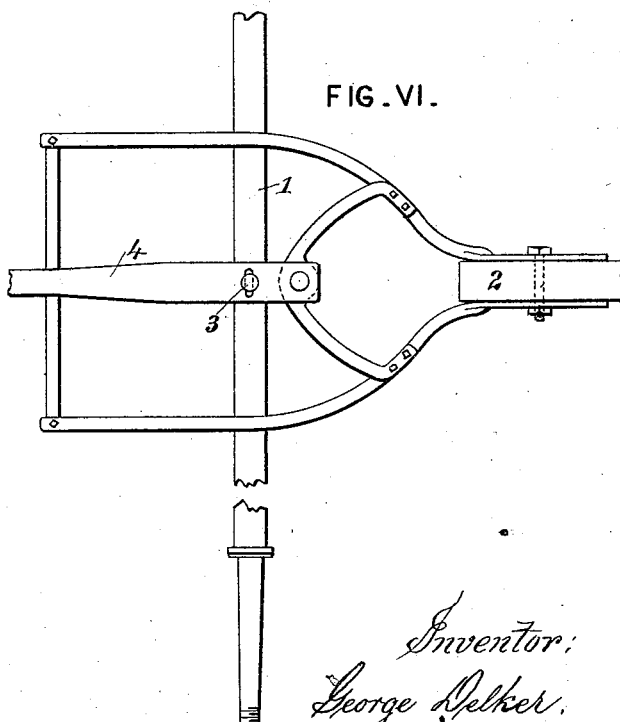


FIG. VI.



Attest:

Geo. T. Smallwood.

Charles F. Steer.

Inventor:

George Delker.

By Knight Bros.  
Atty's.

# UNITED STATES PATENT OFFICE.

GEORGE DELKER, OF HENDERSON, KENTUCKY.

## RUNNING-GEAR FOR WAGONS.

SPECIFICATION forming part of Letters Patent No. 343,114, dated June 1, 1886.

Application filed January 8, 1886. Serial No. 188,006. (No model.)

*To all whom it may concern:*

Be it known that I, GEORGE DELKER, a citizen of the United States, residing at Henderson, in the county of Henderson and State of Kentucky, have invented certain new and useful Improvements in Running-Gears for Wagons, &c., of which the following is a specification.

My improvements relate to those wagons in which steadiness of the tongue is secured by coupling it to the forward end of the reach. Hitherto in running-gears of this sort the reach could not be prolonged over the front axle without shortening the king-bolt.

My improvement relates to the combination, with a tongue, of a reach coupled thereto extending over the front axle and having a slot or opening of such size as to permit of lateral movement on the king-bolt.

In order that my invention may be more fully understood, I will proceed to describe it with reference to the accompanying drawings, in which—

Figure I is a plan view of a portion of a wagon running-gear embodying my invention. Fig. II is a side elevation of the same. Figs. III, IV, V, and VI are plan views of modifications, which will be more fully described in the sequel.

1 may represent an axle; 2, a tongue; and 3, a long king-bolt passing through the bolster, sand-board, and front axle.

4 is the reach, rigid with the rear axle and coupled at its front end to the rear of the tongue 2 by means of plates 5 and pin 6. The plates 5 may be fixed directly to the tongue 2, as shown in Figs. I, II, III, and IV, or they may be fixed to the hounds, as shown

in Figs. V and VI. The reach 4 extending over the front axle, means to enable its play laterally independent of the king-bolt 3 are provided in one or other of the ways shown in the drawings.

In Figs. I, II, V, and VI a slot passing vertically through the reach and lying with its greater length transverse of said reach is provided.

In Figs. III and IV a plate fixed to the forward end of the reach and having a central aperture of sufficient width is provided. In Fig. III the plate is shown fixed to the upper side of the reach, while in Fig. IV it is shown in the form of a strap bolted to the vertical sides of the reach. In both these forms this plate, numbered 7, serves for the coupling of the tongue to the reach.

It will be seen that by this arrangement steadiness of the tongue is secured by coupling it to the reach, while the necessity of using a short king-bolt is avoided.

Having thus described my invention, the following is what I claim as new therein and desire to secure by Letters Patent—

In combination with a reach extending over the front axle and having a slot near the front end thereof enlarged or elongated transversely, as described, a tongue coupled to said reach and a king-bolt passing through said transverse slot and engaging said axle, whereby the front end of the reach is allowed free lateral movement independently of the king-bolt, substantially as set forth.

GEORGE DELKER.

Witnesses:

WM. H. COLVIN,  
L. B. SCHAEFFER.