

(No Model.)

C. RICHARDSON.
HANDSAW.

No. 343,254.

Patented June 8, 1886.

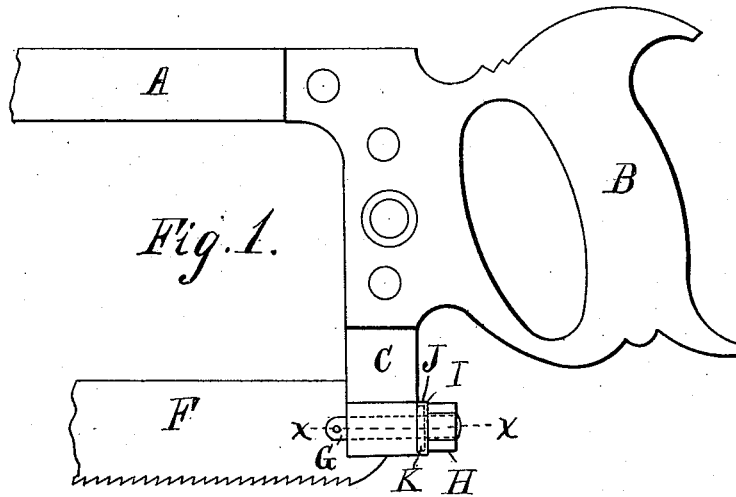


Fig. 1.

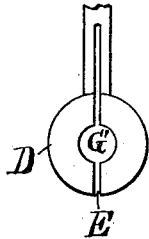


Fig. 2.

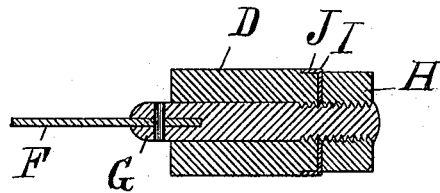


Fig. 4.

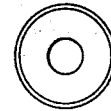


Fig. 3.

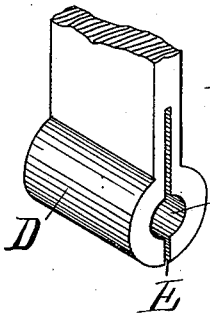
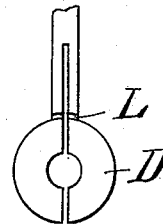
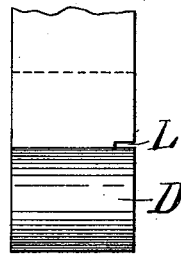
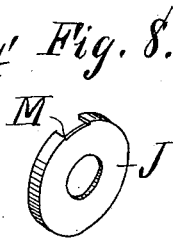


Fig. 7.

Fig. 5.

Fig. 6.



Attest:
G. Lee,
Henry J. Theberath,

Inventor.
C. Richardson,
 Per, *Oran & Miller Attys*

UNITED STATES PATENT OFFICE.

CHRISTOPHER RICHARDSON, OF NEWARK, NEW JERSEY.

HANDSAW.

SPECIFICATION forming part of Letters Patent No. 343,254, dated June 8, 1886.

Application filed March 18, 1886. Serial No. 195,620. (No model.)

To all whom it may concern:

Be it known that I, CHRISTOPHER RICHARDSON, a citizen of the United States, residing in Newark, Essex county, New Jersey, have invented certain new and useful Improvements in Saw-Buckles, fully described and represented in the following specification and the accompanying drawings, forming a part of the same.

This invention relates to such saw-buckles as are split open to admit the end of the saw-blade, and are provided with a bolt and nut to tighten the latter.

It consists in the application to such a saw-buckle of a collared washer, fitted upon a hub at the outer end of the buckle, beneath the nut, and adapted to hold the separate sides of the buckle in close contact with the blade.

In the drawings, Figure 1 is a side view of the butt-end of a frame-saw constructed with my improvements. Fig. 2 is an end view of the split hub or clamp at the butt of the frame. Fig. 3 is an inner view of the washer adapted for such clamp. Fig. 4 is a section of the buckle on line *xx* in Fig. 1, showing the application of the combined collar and washer to the split hub or clamp beneath the nut. Figs. 5 and 6 show a side and end view of the split hub with a notch in the shank to admit the collar of the washer. Fig. 7 shows in perspective the split hub and shank; and Fig. 8 shows in perspective a collared washer with a notch adapted to fit over the shank of the frame.

A is the frame of the saw, B the handle.

C is the shank of the frame, fastened in the handle, and having at its outer end the split hub or clamp D, which in my invention is made of circular form and parted by a saw-kerf, E, to admit the blade of the saw. Such a split hub has been already used to admit the blade of the saw, and to steady the same while in use; but the two sides of this hub are obviously liable to strain apart when the saw-blade is twisted, and the object of my present invention is to clamp the sides D D together in a simple and effective manner.

F is the saw-blade, G the bolt, and H the nut, the bolt being fitted through a hole, G', in the hub D D, and the whole constituting the turn-buckle.

To prevent the separation of the sides D D, I apply a washer, I, beneath the nut and the outer end of the clamp D D, and form a collar or flange, J, upon the washer, to embrace the cylindrical sides of the hub. The application of such collar may be effected by forming a boss, K, upon the hub, as shown in Fig. 1, by cutting a notch, L, in the shank adjacent to the hub, as in Figs. 5 and 6, or by forming a notch, M, in the collar to embrace the shank C, as in Figs. 7 and 8.

To form a boss upon the hub, as at K, involves extra expense, as well as the formation of a notch in the shank, as at L, while the notch may be formed without any expense in the collar, as at M in Fig. 8, by casting the washer and collar integral. In all the constructions, however, the effect is the same, as the collar clamps the two halves of the split hub together, and effectually prevents their straining apart when the saw is twisted in its kerf.

Having thus described my invention, what I claim herein, and desire to secure by Letters Patent, is—

1. In a saw-buckle constructed with a hub slitted to receive the saw-blade, and provided with a bolt and nut for tightening the blade, as described, the combination, with the slitted hub, of a washer applied to the bolt, and provided with a collar to embrace the end of the hub, substantially as herein set forth.

2. In a saw-buckle constructed with a hub slitted to receive the saw-blade, and having a bolt inserted through the hub, and provided with a nut for tightening the blade, as described, the combination, with the slitted hub and the shank by which it is attached to the saw-frame, the shank having the notch L formed therein, of the collared washer applied to the hub and embracing the same with its collar, substantially as shown and described.

In testimony whereof I have hereunto set my hand in the presence of two subscribing witnesses.

CHRISTOPHER RICHARDSON.

Witnesses:

THOS. S. CRANE,
C. MILNER.