

(No Model.)

S. C. DAYAN.
BROOM HOLDER.

No. 343,302.

Patented June 8, 1886.

Fig. 1.

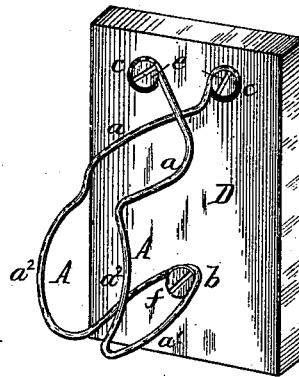


Fig. 2.

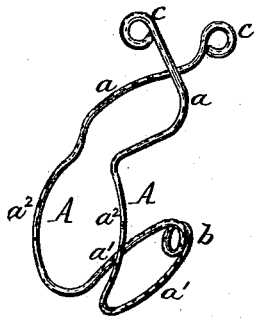
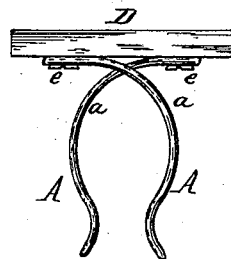


Fig. 3.



Witnesses:

Geo E. Pitman

Otto H. Krotz

S. C. Dayan Inventor.

By *Wilhelm Hornet*.

Attorneys.

UNITED STATES PATENT OFFICE.

SQUIRE C. DAYAN, OF SYRACUSE, NEW YORK.

BROOM-HOLDER.

SPECIFICATION forming part of Letters Patent No. 343,302, dated June 8, 1886.

Application filed May 15, 1885. Serial No. 165,606. (No model.)

To all whom it may concern:

Be it known that I, SQUIRE C. DAYAN, of the city of Syracuse, in the county of Onondaga and State of New York, have invented a new and useful Improvement in Broom-Holders, of which the following is a specification.

This invention relates to an improvement in that class of holders or clamps which are bent or struck up of wire to form two elastic jaws, and which are secured to the wall or other support for holding the handle of a broom or other implement or tool.

The object of this invention is the construction of a simple and durable holder or clamp of this kind, which can be manufactured at small expense, and which is easily secured in place and holds the broom or other implement conveniently and securely.

My invention consists to that end of the improvements which will be hereinafter fully described, and set forth in the claim.

In the accompanying drawings, Figure 1 is a perspective view of my improved holder attached to a supporting-block. Fig. 2 is a perspective view of the broom-holder detached. Fig. 3 is a top plan view of the broom-holder.

Like letters of reference refer to like parts in the several figures.

A A represent the two jaws of the holder or clamp, each consisting of an upper curved bar, *a*, a lower curved bar, *a'*, which is substantially parallel with the upper bar, *a*, and a front bar, *a''*, which connects the front ends of the upper and lower bars. The rear ends of the lower bars, *a'*, of both jaws are connected by

an eye, *b*. The rear portions of the upper bars, *a*, cross each other and terminate in eyes *c*. The latter and the eye *b* are arranged vertically, or in the proper position to secure the holder to the supporting-block D, or to the wall, by screws *e f*, passing through said eyes. The bars *a a' a''* and the screw-eyes *b c* are bent or formed of a single length or piece of elastic wire, as clearly shown.

The front ends of the jaws A A stand at a suitable short distance from each other to admit the handle of the broom or other implement between the jaws, which latter are distended by inserting the broom-handle and securely clamp the same and hold it in position.

The jaws are sufficiently yielding to permit of the ready insertion of the handle between the jaws, and they are at the same time sufficiently rigid to securely hold the handle.

My improved holder is very simple in construction, and can be produced at small expense.

I claim as my invention—

A holder for brooms, &c., composed of two jaws, A A, each consisting of an upper bar, *a*, a lower bar, *a'*, and a front connecting-bar, *a''*, a screw-eye, *b*, connecting the rear ends of the bars *a'*, and screw-eyes *c*, formed at the rear ends of the bars *a*, all formed of a single piece of wire, substantially as set forth.

Witness my hand this 5th day of May, 1885.

SQUIRE C. DAYAN.

Witnesses:

GEORGE K. COLLINS,
CHARLES C. BLAU.