

(No Model.)

C. E. DAVIS.
REVOLVING CHAIR.

No. 343,625.

Patented June 15, 1886.

Fig: 1.

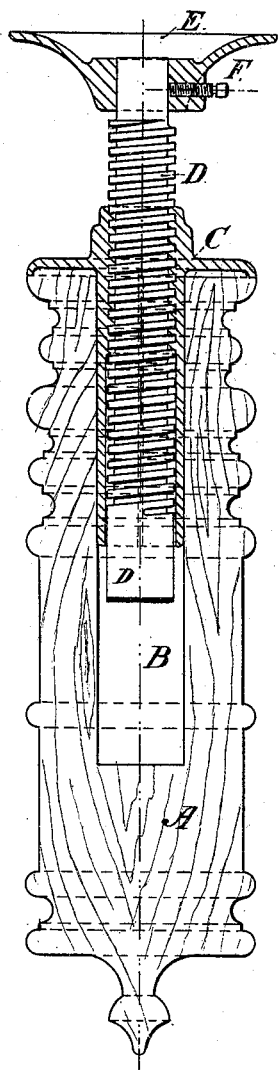


Fig: 2.

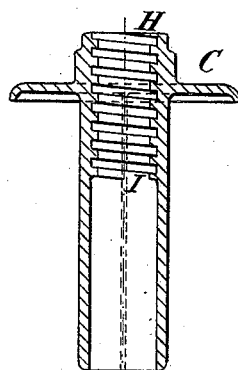


Fig: 3.

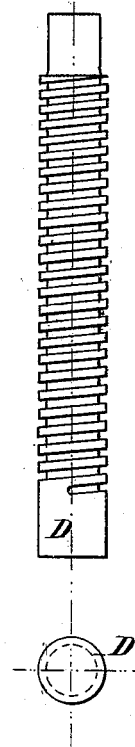
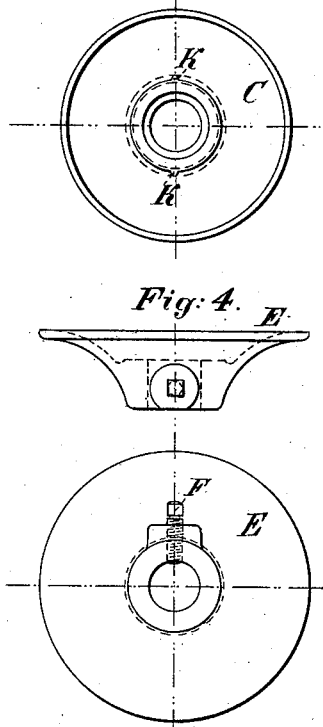


Fig: 4.



Witnesses:

A. E. Clark.
H. Sigel Jr.

Inventor:

Charles E. Davis.

per R. D. Conables
his attorney.

UNITED STATES PATENT OFFICE.

CHARLES E. DAVIS, OF COLUMBUS, OHIO.

REVOLVING CHAIR.

SPECIFICATION forming part of Letters Patent No. 343,625, dated June 15, 1886.

Application filed September 21, 1885. Serial No. 177,678. (No model.)

To all whom it may concern:

Be it known that I, CHARLES E. DAVIS, a citizen of the city of Columbus, county of Franklin, and State of Ohio, have invented or discovered a new and useful Improvement in Revolving Chairs; and I do hereby declare the following to be a full, clear, concise, and exact description thereof, reference being had to the accompanying drawings, making a part of this specification, in which like letters indicate like parts.

Figure 1 is a vertical section through the center of so much of a revolving chair as is requisite to show in place the parts my improvement relates to—viz., the stock or pedestal, the nut, the screw, and the plate on top of the screw by which it is secured to the chair-seat. Fig. 2 is a vertical section of the nut, and also a horizontal section of same at the lower edge of the flange. Fig. 3 is the screw, and Fig. 4 is the plate by which the seat is secured to the end of the screw.

My invention relates to improvements in that class of revolving chairs in which the seat, being secured to one end of a screw working in a nut, when turned around one way, is raised, and when turned in the opposite direction is lowered; and the object of my invention and improvement is to prevent lateral movement or wobbling of the seat when raised, and I attain this object by the mechanism illustrated in the drawings.

The stock or pedestal A, provided with a screw-socket, B, (shown in the drawings,) is similar in form to those commonly used; but the form may be altered or the stock may be dispensed with altogether by forming the outside of the nut so that the legs of the chair can be secured directly to the nut, and I do not therefore make any claim for the combination with the stock or pedestal, which may or may not be used in connection with the improvements for which I do claim.

The nut C is a tube or cylinder, having a flange near the top that fits upon the end of and may be secured to the stock, as shown in the drawings; but for the flange there may be substituted any device—such as sockets—for securing the chair-legs directly to the nut. The thread in the nut extends from the top

only part way down, as shown in Fig. 2, (H to I,) the part of the nut below the thread being a smooth surface, so as to serve as a sheath for the screw D, and in which the lower end of the screw, also left blank, fits snugly.

On the lower outside surface of the nut C are ribs K K, designed to prevent the nut from turning when used in a stock or pedestal. The screw D, being made with the lower end blank and of the requisite diameter to fit snugly in the blank cylinder at the lower end of the nut, must be inserted in the nut from the bottom, and can be turned up until the blank part of the screw comes in contact with the thread of the nut, and no farther, and the blank end of the screw working in the blank cylinder at the lower end of nut prevents any appreciable lateral or wobbling motion of the top of the screw.

The screw D is provided with a plate, E, which is secured to the top of the screw by the set-screw F, and the chair seat rests upon and is secured to the plate E; but I do not claim any novelty in that method of connecting the seat and the end of the screw, and any other device which serves to secure the seat firmly to the end of the screw may be substituted for the plate E.

I am aware that prior to my invention chairs have been provided with screws having a blank lower end designed to operate within a blank cylinder, in combination with a nut having a thread extending entirely through it. Therefore I do not herein broadly claim such a combination.

Having fully described my invention, what I desire to claim and secure by Letters Patent is—

The combination, in a revolving chair, of a nut provided with a thread at the upper end only, the lower end being a blank smooth surface, serving as a sheath for the screw, and a screw having a blank surface at the lower end, working in and fitting snugly in the lower or blank part of the nut, substantially as shown, for the purpose specified.

CHARLES E. DAVIS.

Witnesses:

A. E. CLARK,
F. SIEGEL, Jr.