

(No Model.)

S. E. BARNEY.

NAPKIN RING.

No. 343,688.

Patented June 15, 1886.

Fig. 1.

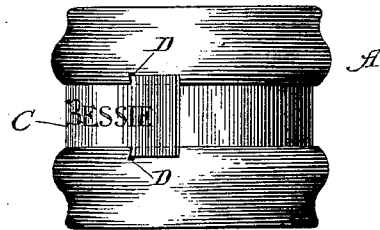


Fig. 2.

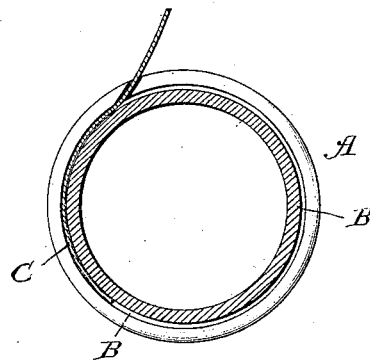
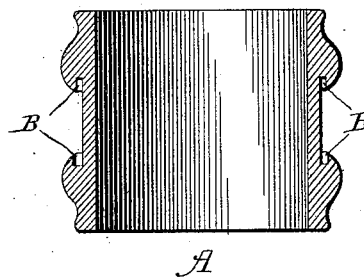


Fig. 3.



Witnesses:

Willis Bonner
E. L. Miller

Inventor:

Susan E. Barney
by
Geo. C. Holt Attorney

UNITED STATES PATENT OFFICE.

SUSAN E. BARNEY, OF NEW YORK, N. Y.

NAPKIN-RING.

SPECIFICATION forming part of Letters Patent No. 343,688, dated June 15, 1886.

Application filed October 6, 1885. Serial No. 179,094. (No model.)

To all whom it may concern:

Be it known that I, SUSAN E. BARNEY, of Spuyten Duyvil, in the city of New York and State of New York, and a citizen of the United States, have invented a new and useful Improvement in Napkin-Rings, of which the following, taken in connection with the accompanying drawings, is a full, clear, and accurate description.

10 The object of my invention is to produce a napkin-ring so formed and arranged that the name of a person written or marked on a slip of paper or other proper material can be readily and conveniently placed thereon for the purpose of identifying the napkin which is inclosed in the ring. The ring is also so arranged as to allow the slip of paper or other material to be readily and conveniently removed and another name substituted instead.

20 The invention consists in providing the napkin-ring, which may be of wood or other suitable material, with a groove for the reception of the slip of paper or other material on which the name is marked, so formed as to allow the said slip of paper or material to be readily inserted in the groove and there held securely until it is desired to remove it, and then allow such slip of paper or other material to be easily removed and another substituted in its place.

In the drawings, Figure 1 is a view of a napkin-ring embodying my invention. Fig. 2 is a horizontal section, and Fig. 3 is a vertical section, of the same.

35 The same parts in the different figures are designated by similar letters.

A represents the napkin-ring, and B B the sides of a groove cut or formed on its surface, wider at the bottom than at the top, so as to securely hold a slip of paper or other material, C, on which any desired name is written or marked.

D D are transverse slits cut in the raised

sides of the groove of the ring at an acute angle with the surface of the groove, for the ready insertion and removal of the slips of paper or other material. In this way each napkin is inclosed in its proper ring and thus identified.

My invention is peculiarly adapted for the use of hotels and boarding-houses, where guests are constantly changing, as the name of the person can be readily attached to each napkin-ring, thus identifying the napkin as long as desired, and the name of another person readily substituted.

I am aware that grooved receptacles have been made for the reception of labels—as, for instance, in the bottle-label holder patented October 10, 1882, No. 265,863; but I am not aware that any curved article—such as a napkin-ring—has been provided with a groove in its curved surface, in connection with a slot or slots extending at an angle from the bottom of the groove to the external surface of the ring in such a way that a flexible intervening slip, bearing a name or other identifying mark, can be readily inserted into the groove through the slots, while it is securely held therein, and accidental removal is prevented by the angle of the incline of the inserting-slot.

Having thus described my invention, what I claim, and desire to secure by Letters Patent, is—

A napkin-ring provided on the external surface thereof with a groove formed with overlapping edges or flanges and with a slit or slits for the insertion and removal of identifying-slips, such slit or slits extending from the base of such groove to the external surface of the ring, substantially as described.

SUSAN E. BARNEY.

Witnesses:

GEO. C. HOLT,
CHAS. A. DECKER.