

(No Model.)

2 Sheets—Sheet 1.

M. SAMUELS.
BUREAU BEDSTEAD.

No. 343,858.

Patented June 15, 1886.

Fig.1

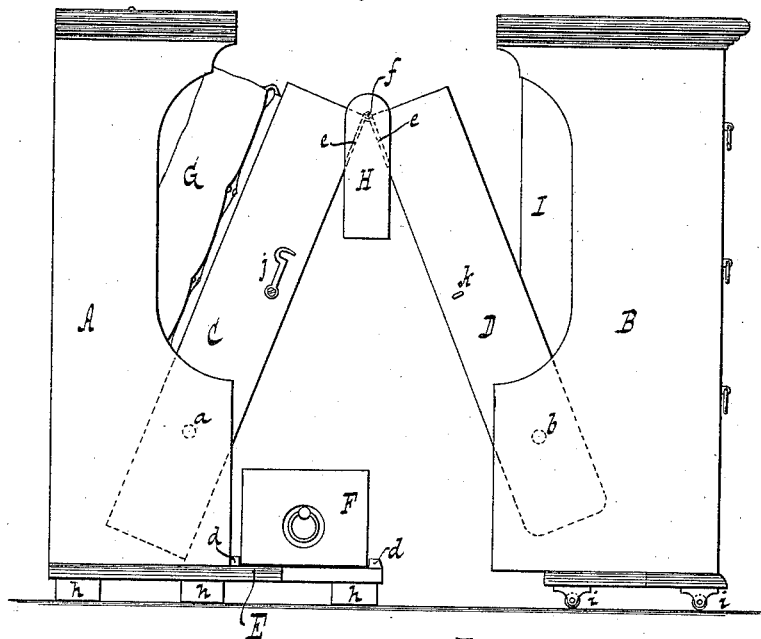
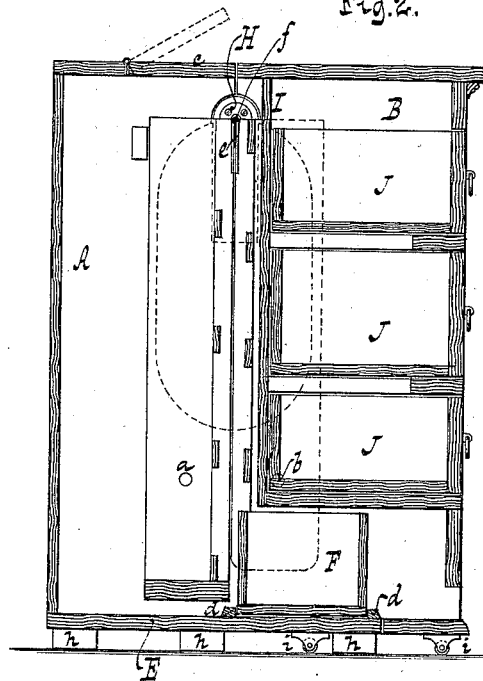


Fig.2.



WITNESSES:

Otto H. J. Land
William Miller

INVENTOR

Marks Samuels

BY

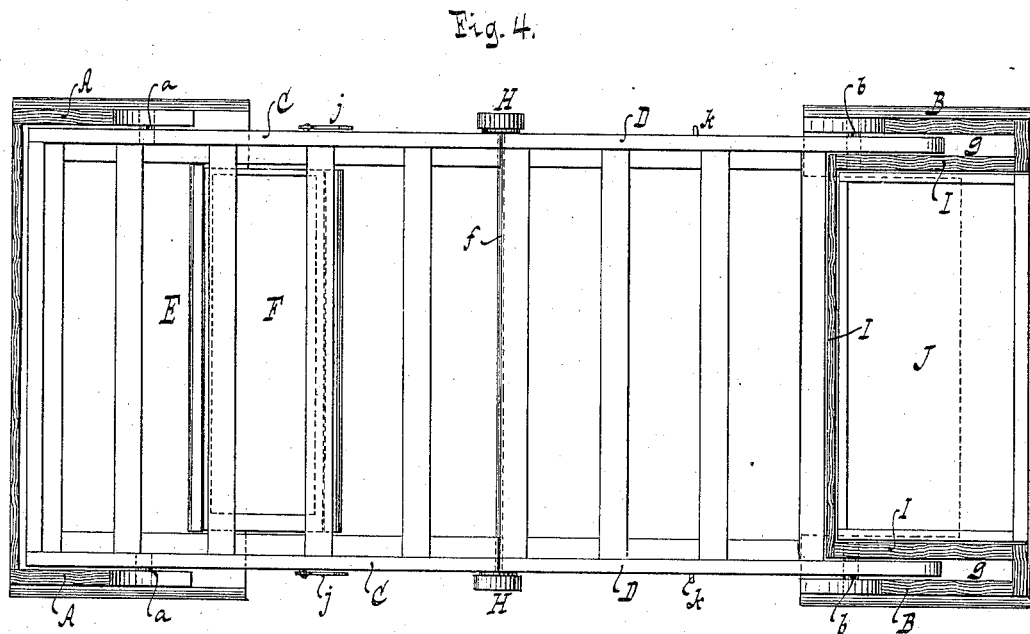
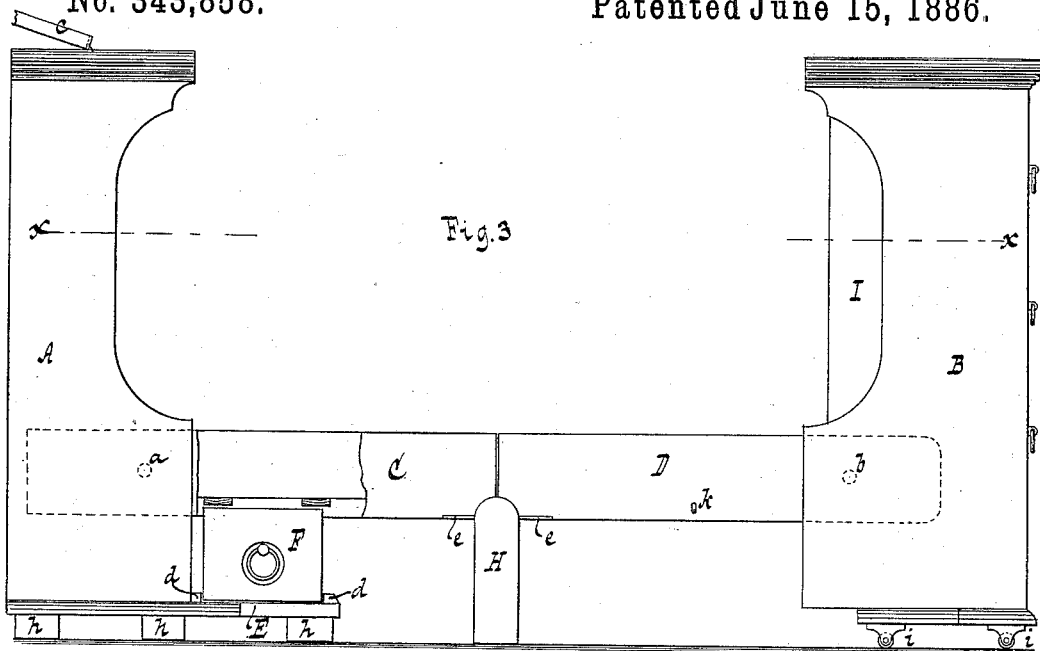
Van Leerwood & Plaut

ATTORNEYS

M. SAMUELS.
BUREAU BEDSTEAD.

No. 343,858.

Patented June 15, 1886.



WITNESSES:

Edw. Hugland
William Miller

INVENTOR

Marks Samuelson

BY

Van Santvoord & Hauff

ATTORNEYS

UNITED STATES PATENT OFFICE.

MARKS SAMUELS, OF NEW YORK, N. Y., ASSIGNOR TO HIMSELF AND
HARRIS ROSENTHAL, OF SAME PLACE.

BUREAU-BEDSTEAD.

SPECIFICATION forming part of Letters Patent No. 343,858, dated June 15, 1886.

Application filed January 28, 1886. Serial No. 190,097. (No model.)

To all whom it may concern:

Be it known that I, MARKS SAMUELS, a citizen of the United States, residing at New York, in the county and State of New York, have invented new and useful Improvements in Bureau-Bedsteads, of which the following is a specification.

This invention relates to folding bedsteads, and has for its object to provide a novel construction whereby the article is adapted as a chiffonier when in its folded condition.

The invention consists in the construction and combination of parts hereinafter described and claimed, reference being made to the accompanying drawings, in which—

Figure 1 is a side elevation of my folding bed partly opened. Fig. 2 is a central vertical section of the same when closed. Fig. 3 is a side elevation when open. Fig. 4 is a section on the plane *x x*, Fig. 3.

Similar letters indicate corresponding parts.

In the drawings, the letter A designates the head-piece, and B the foot-piece. C is the inner folding section, which is connected to the head-piece A by the pivots *a*, and D is the outer folding section, connected to the foot-piece B by the pivots *b*. In the top of the head-piece is hinged a ventilating-door, *e*, which may be opened to permit a more perfect circulation of air when the bed is unfolded, or it may be used to air the bedding when the bed is folded. To the bottom of the head-piece is secured the base E, which projects sufficiently toward the foot-piece to form a support for a transversely-sliding drawer, F, which sets on said projecting base between the guides *d*. When the bed is folded, this drawer rests between the side rails of the two folding sections and out of sight. In this drawer may be placed the bed-clothes, while the mattress G may be folded up and remain in the inner folding section when the bed is folded up, thereby securely protecting the whole of the bed from dust and outside contact. By partially opening the bed, as

shown in Fig. 1, access is gained to the drawer F, and the bed-clothes may be removed before the bed is completely unfolded. The inner and outer folding sections are connected by hinges *e*, which have a common pintle in the rod *f*. To this rod are connected the feet H, forming a support of the center of the bed when open. These feet are on the outside of the folding sections, and when the bed is folded up they are held in position between the head and foot piece of the bed.

In the foot-piece B is formed an inner casing, I, in which may be arranged drawers J, to form a bureau. Between the side walls of this inner casing and the side walls of foot-piece B are recesses *g*, in which the side rails of the outer folding section are hinged, and into which the whole of the outer folding section passes when the bed is folded. The head-piece is supported on feet *h*, while the foot-piece is mounted on casters *i*, so that the former will remain stationary while the latter is being drawn outward. Hooks *j* and eyes *k* serve to keep the bed locked together when folded; but any other means for fastening may be employed.

What I claim as new, and desire to secure by Letters Patent, is—

The combination of the chambered head-section A, having the forwardly-extending base E, provided with transverse guides *d*, the chambered foot-section B, the vertically-swinging side rails, C and D, hinged together and pivoted, respectively, to the head and foot sections, and the drawer F, fitting the guides, and resting between and concealed by the side walls of the head and foot sections when folded together, substantially as described.

In testimony whereof I have hereunto set my hand and seal in the presence of two subscribing witnesses.

MARKS SAMUELS. [L. S.]

Witnesses:

OTTO HUFSLACER,
E. F. KASTENHUBER.