

(No Model.)

F. MINK.

COMMODE.

No. 344,052.

Patented June 22, 1886.

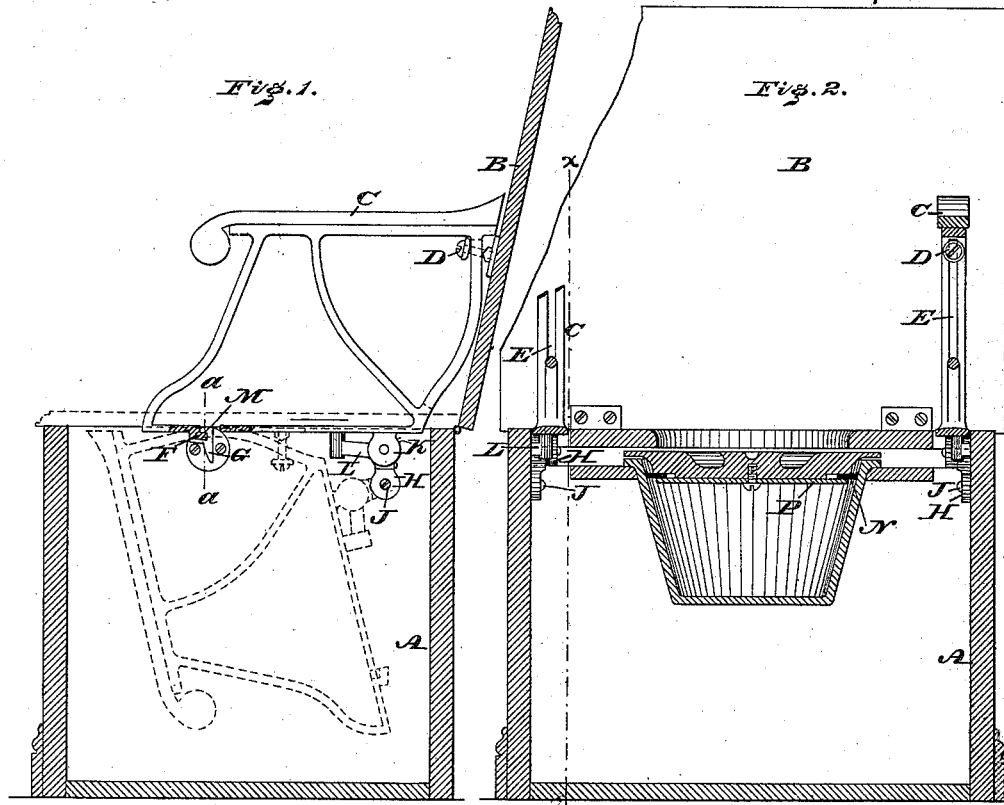


Fig. 3.

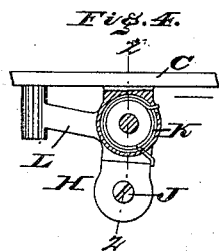


Fig. 5.

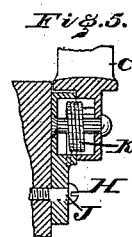
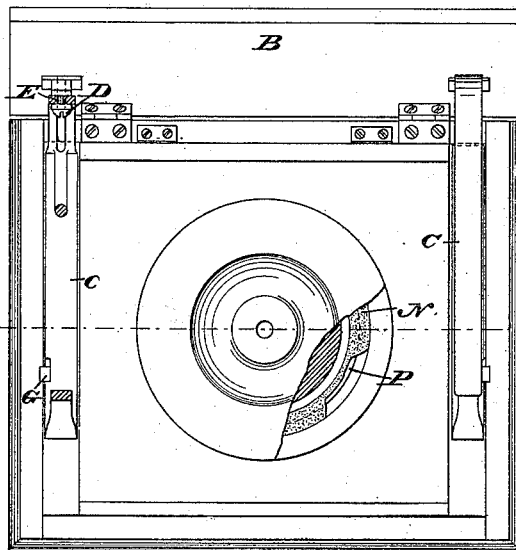
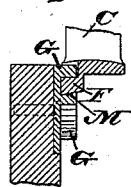
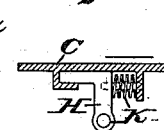


Fig. 9.



WITNESSES:

Th. Rolle.  
W. F. Fischer

INVENTOR:

Fritz Mink  
BY *John A. Diederichsen*  
ATTORNEY.

# UNITED STATES PATENT OFFICE.

FRITZ MINK, OF PHILADELPHIA, PENNSYLVANIA.

## COMMODE.

SPECIFICATION forming part of Letters Patent No. 344,052, dated June 22, 1886.

Application filed February 4, 1886. Serial No. 190,789. (No model.)

*To all whom it may concern:*

Be it known that I, FRITZ MINK, of the city and county of Philadelphia, State of Pennsylvania, a subject of the Emperor of Germany, having resided one year last past in the United States, and made oath of intention to become a citizen thereof, have invented a new and useful Improvement in Commodes, which improvement is fully set forth in the following specification and accompanying drawings, in which—

Figure 1 represents a vertical section of a commode embodying my invention in line *x* *x*, Fig. 2. Fig. 2 represents a vertical section in line *y y*, Fig. 3. Fig. 3 represents a top or plan view. Fig. 4 represents a side elevation of a detached portion, partly sectional. Fig. 5 represents a section in line *z z*, Fig. 4. Fig. 6 represents a section in line *a a*, Fig. 1, on an enlarged scale. Fig. 7 represents a section of a modification of a portion thereof.

Similar letters of reference indicate corresponding parts in the several figures.

My invention consists of a commode having its arm-rests so locked that they are prevented from being displaced by downward pressure, and are adapted to be released by forward motion of the arm.

It also consists of means for sealing the chamber, bowl, or pot.

Referring to the drawings, A represents the body of a commode, B the lid thereof, and C the arm-rests, said lid being hinged to the body and connected with the arm-rests by bolts D, which are secured to the lid and pass through slots E in the arm-rests.

F represents lugs on the under side of the bottom portion of the arm-rests, near the front ends thereof, and G represents dogs or catches, which are secured to the sides of the body A, and adapted to be engaged by the lugs F for locking the arm-rests.

H represents hinges, one butt or knuckle of each of which is pivoted to the body A, as at J, the other butt or knuckle being cast with or secured to the adjacent portion of the bottom of the arm-rest, at the rear end thereof, it being seen that the hinges have pivotal motions independent of the motions of the arm-rest, this being due to the pivotal connections

J of the hinges with the body A, and of the pivotal connections of the butts of the hinges with each other.

K represents coiled springs, each of which is connected with the butts of a hinge, and so disposed that its pressure is exerted horizontally rearward on the upper butt, thus forcing the arm-rest rearward.

Formed with or secured to the lower butt is an arm, L, which is adapted to upwardly bear against the arm-rest when the lid is open.

When the commode is to be opened, the lid is raised, whereby the arm-rests emerge from the body A, into which they were previously folded. The lugs F strike the catches G, and ride on the noses thereof until the points of the lugs reach the shoulders or notches of said catches, when said lugs, under the impulse of the springs K, drop into said notches and lock the arm-rests with said catches. Owing to said springs K, the lugs are held firmly in engagement with the catches, the pressure of the springs being exerted on the lugs horizontally rearward; hence downward pressure on the arm-rests fails to displace the lugs, and thus the arm-rests are reliably sustained when the commode is in use. The arms L bear upwardly against the arm-rests and act as stops, assisting to limit the opening motion of the lid, and preventing strain on the hinges of the lid and axes of the hinges H.

In order to close the commode, the lid is moved forward, whereby, owing to the nature of the hinges H, sliding motions are imparted to the arm-rests, the effect of which is to withdraw the lugs F from the catches G, and thus the arm-rests are permitted to descend and fold into the body.

The recesses M of the catches G and the lugs F are dovetailed in cross-section, whereby said lugs and catches interlock, and lateral motions of the lugs, and consequently of the arm-rests and lid, are prevented.

The cover of the chamber, bowl, or pot is provided with a gasket, N, held loosely in position by means of a disk, P, which is screwed to the cover, and the under face of the cover is recessed at its outer edge, whereby a groove is formed between the disk P and the said cover, the gasket projecting at the periphery

of the cover in such manner, and laterally movable, that when the cover is fitted into the pot the gasket conforms to any irregularity of the inner face of the pot and tightens there-  
5 against, forming a seal, whereby odors are prevented from escaping from the pot.

In Fig. 7 the spring is shown as bearing against a single butt-hinge, and a piece depending from the arm-rest, the action of the  
10 spring being the same as that previously described.

Having thus described my invention, what I claim as new, and desire to secure by Letters Patent, is—

15 1. In a commode, an arm-rest having a hinge rigidly secured thereto and pivotally secured to the body of said commode, substantially as described.

2. In a commode, an arm-rest having a hinge,  
20 H, one of its butts being rigidly fastened to the arm-rest C, and the other butt pivotally secured to the body A, whereby the said hinge has pivotal motion independent of said arm-rest, substantially as described.

25 3. In a commode, the body A, in combination with a hinge having one of its butts pivotally secured to said body, and provided with a spring adapted to exert a horizontal pressure on the upper butt, all substantially as described.  
30

4. The arm-rest C, having hinges H, one of the butts of which is pivoted to the body of a commode and carries an arm, L, adapted to bear upwardly against the said arm-rest, substantially as described.  
35

5. A commode having its arm-rests connected with the body by means of hinges, the latter being provided with arms or stops which abut against the arm-rests when the lid is opened, substantially as and for the purpose  
40 set forth.

6. In a commode, the arm-rest C, having slots E, and pivotally secured to the body A, in combination with the lid B, and bolts D, working in the said slots, substantially as described.  
45

7. The pivoted arm-rests C, having slots E, and provided with lugs F and hinges H, in combination with the lid B, and bolts D, the spring K, connected to the said hinges, and  
50 the catches G, all arranged and operated substantially as described.

8. In a commode, a chamber-cover having a recess formed on its under side, in combination with a gasket adapted to be laterally  
55 adjustable in said recess, and a clamping-disk, all substantially as described.

9. In a commode, the body A, in combination with the hinge H, having its lower butt pivotally connected to the arm-rest C, and  
60 springs K, connected to said butts and adapted to exert a horizontal pressure on said upper butt, substantially as and for the purpose set forth.

FRITZ MINK.

Witnesses:

JOHN A. WIEDERSHEIM,  
W. F. KIRCHER.