

(No Model.)

W. H. JOHNSON & O. C. MANN.

CLOTHES PIN.

No. 344,110.

Patented June 22, 1886.

Fig. 1.

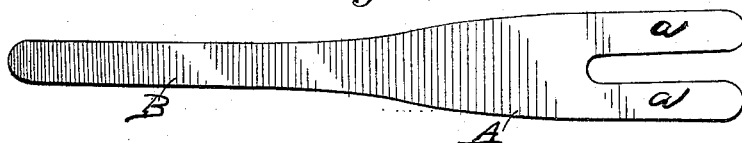


Fig. 2.

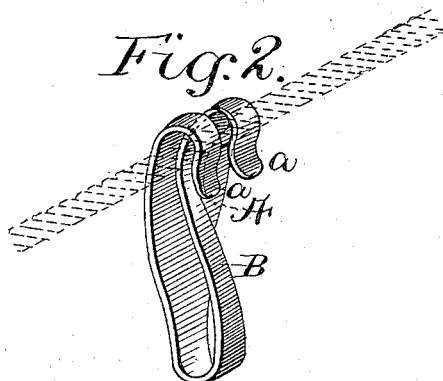
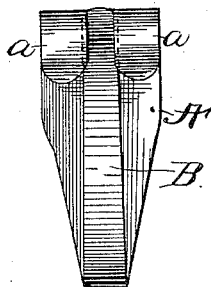


Fig. 3.



Witnesses:
L. Fred. Stiller
Chas. A. Cooper

Inventors.
William H. Johnson
and Onslow C. Mann.
By J. B. Lawver
Attorney.

UNITED STATES PATENT OFFICE.

WILLIAM H. JOHNSON AND ONSLOW C. MANN, OF DELHI, NEW YORK, ASSIGNORS OF ONE-THIRD TO GEORGE E. MARVINE, OF SAME PLACE.

CLOTHES-PIN.

SPECIFICATION forming part of Letters Patent No. 344,110, dated June 22, 1886.

Application filed October 29, 1885. Serial No. 181,263. (No model.)

To all whom it may concern:

Be it known that we, WILLIAM H. JOHNSON and ONSLOW C. MANN, citizens of the United States, residing at Delhi, in the county of Delaware and State of New York, have invented certain new and useful Improvements in Clothes-Pins; and we do declare the following to be a full, clear, and exact description of the invention, such as will enable others skilled in the art to which it appertains to make and use the same, reference being had to the accompanying drawings, and to the letters and figures of reference marked thereon, which form a part of this specification.

Our invention has for its object to provide a novel and simplified construction in that class of clothes-pins struck up from one piece of metal, whereby the clothes are easily secured or released, and also held firmly in position upon the line.

Figure 1 represents a blank from which our invention is formed. Fig. 2 is a perspective view of the same. Fig. 3 is a front elevation thereof.

In the accompanying drawings, A represents the base-plate, having formed at its broadest end two hooks, *a a*, the opposite end of which is tapering, and bent at a suitable distance to form a spring, B, which lies parallel to the

plate A, the end pressed down below the surface of the hooks, thereby forming a space for the reception of the line, and at the same time serves to retain the pin firmly in position by the tension of said spring.

In the operation of our invention it is only necessary to take the pin or hook into the hand and place the line against the spring B, between the hooks *a a*, then press the pin or hook gently downward until the line enters the hooks, where it will be retained by the reaction of spring B.

Having thus described our invention, what we claim, and desire to secure by Letters Patent, is—

A clothes-pin consisting of a single piece of metal doubled to form two substantially-parallel arms, one of which is bifurcated and bent to form hooks *a a*, to engage the line, and the other formed into a spring, the end of which lies within and extends to the upper portion of the hooks to retain the pin upon the line.

In testimony whereof we affix our signatures in presence of two witnesses.

WILLIAM H. JOHNSON.
ONSLOW C. MANN.

Witnesses:

C. A. FOOTE,
G. E. MARVINE.