

(No Model.)

J. J. STEPHENS.
PHYSICIAN'S BUGGY CASE.

No. 344,212.

Patented June 22, 1886.

Fig. 1.

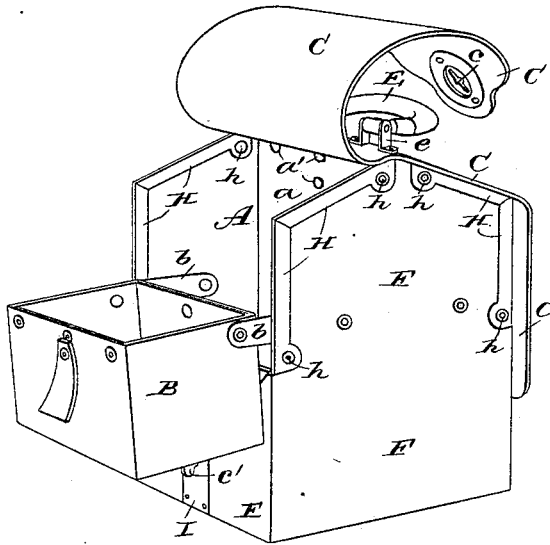


Fig. 2.

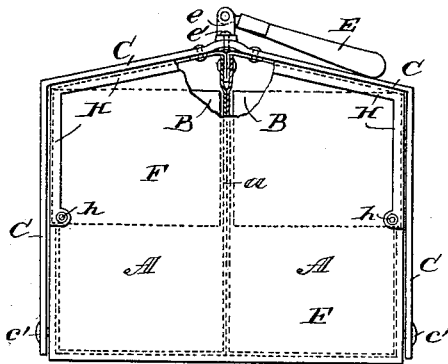


Fig. 3.

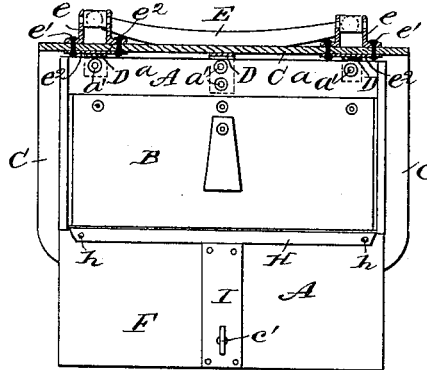
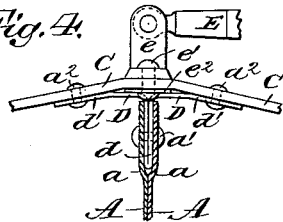


Fig. 4.



WITNESSES:

Thos. B. B. B.
C. Bedgwick

INVENTOR:

J. J. Stephens
BY *Munn & Co.*
ATTORNEYS.

UNITED STATES PATENT OFFICE.

JOSEPH JEFFERSON STEPHENS, OF COALESBURG, MISSOURI.

PHYSICIAN'S BUGGY-CASE.

SPECIFICATION forming part of Letters Patent No. 344,212, dated June 22, 1886.

Application filed March 30, 1886. Serial No. 197,323. (No model.)

To all whom it may concern:

Be it known that I, JOSEPH JEFFERSON STEPHENS, of Coalesburg, in the county of Henry and State of Missouri, have invented a new and Improved Physician's Buggy-Case, of which the following is a full, clear, and exact description.

My invention relates to cases for physicians' use, and has for its object to provide a simple compact buggy or hand case, wherein medicines and instruments may be carried conveniently, and so as to be readily accessible.

The invention consists in certain novel features of construction and combinations of parts of the buggy-case, all as hereinafter fully described and claimed.

Reference is to be had to the accompanying drawings, forming a part of this specification, in which similar letters of reference indicate corresponding parts in all the figures.

Figure 1 is a perspective view of my improved buggy-case with the cover of one side box thrown open and the box-tray swung outward. Fig. 2 is an end view of the case partly broken away and in section. Fig. 3 is a side view of the case with the cover and its attachments in transverse section at the center; and Fig. 4 is a detail view in sectional elevation and in larger size of part of the cover and the handle of the case and the back or inner walls of both boxes of the case.

The buggy-case is made with two sheet-metal boxes, A A, placed back to back, and fastened together by rivets *a'*, passing through the back walls, *a a*, of the boxes. Each of the boxes has an open top and an opening at the upper part of its front to allow a tray, B, which is hung by links *b b*, to be swung outward at the box front to give access to the medicines or instruments held in the lower half or part of the box, and as described in a United States patent, No. 321,152, issued to me on June 30, 1885, for saddle-bags for physicians' use.

The present invention consists, mainly, in the manner in which I combine the two opposite medicine or instrument boxes, and in the manner of attaching to them the single lid or cover C, as next explained.

In placing the boxes A A back to back I insert between their rear walls, *a a*, at their tops, angle-plates D, each preferably formed of one

strip of metal bent double or flat upon itself at its central part, *d*, and having end parts, *d'* *d'*, bent in opposite directions from the part *d*. The upper rivets, *a'*, which hold the boxes A A to each other, also pass through the central parts, *d*, of the plates D, to hold said plates firmly to and between the box-walls *a a*, and rivets *a'' a''*, passed through the opposite end parts, *d'* *d'*, of the plates, hold the cover C firmly thereto at its central part, leaving the opposite end parts of the cover loose or free, so they may be folded down over the open tops and fronts of the boxes A A, and be fastened by the slot and button-latch *c c'*.

The angle fastening-plates D each may consist of two separate pieces, the one sides of which will be held together between the walls *a a* of boxes A A by the rivets *a'*, and the other sides of which extend opposite ways, as at *d'* *d'*, to be fastened to the cover by the rivets *a''*, as will readily be understood.

The handle E of the buggy-case is held pivotally to the cover C by the bridge-pieces *e e*, through the end parts of which rivets *e'* are passed through the cover and through metal washer-plates *e''* at the under side of the cover, thus making a strong and durable connection of the handle to the buggy-case.

I cover the outside of the joined boxes A A with a leather facing, F, preferably cut in one piece, and around the margin of the top and front opening of each box A are fastened, by rivets *h*, the metallic binding-strips H, which overlap the leather facing F and the sheet-metal box A, and hold the facing closely in place at the edge, and stiffen the margin of the box-opening, and withal give a pleasing finish to the case. A metal plate, I, fixed to the front of each box A, supports the button *c'* of the cover-latch.

It is obvious that a medicine and instrument case made as above described may be carried conveniently in a buggy or in the hand, and the vials of medicine or instruments are almost instantly accessible, and as the cover C projects sufficiently at the ends of the boxes the case is water-proof.

Having thus fully described my invention, what I claim as new, and desire to secure by Letters Patent, is—

1. A physician's buggy-case made with

two boxes, A A, each provided with an opening at the top and front, and with swinging trays, as at B, substantially as specified, and said boxes A A secured together back to back, 5 and a cover, C, fastened at its transverse center to the top of the case and overlapping the top and front openings of both the boxes, substantially as herein set forth.

2. In a physician's buggy-case, the combination, with opposite boxes, as at A A, secured together back to back, and having openings giving access to their interiors, and a flap-cover, C, placed over the openings of both boxes, of angle-plates, as at D, fastened 15 to the back walls of the boxes, and also to the

central portion of the cover, substantially as herein set forth.

3. A physician's buggy-case, consisting of a case divided into two compartments by a central vertical partition, and provided with an opening at the upper part of the front of each 20 compartment, trays pivoted to swing in and out of said openings, and a cover secured to the central vertical partition and covering the top and front openings of the compartments, 25 substantially as herein shown and described.

JOSEPH JEFFERSON STEPHENS.

Witnesses:

A. R. RUDD,

A. K. WHITLOW.