

(No Model.)

W. P. BOYDEN, C. A. CLARK & C. N. TRUMP.

CATTLE MARK.

No. 344,241.

Patented June 22, 1886.

Fig. 1.

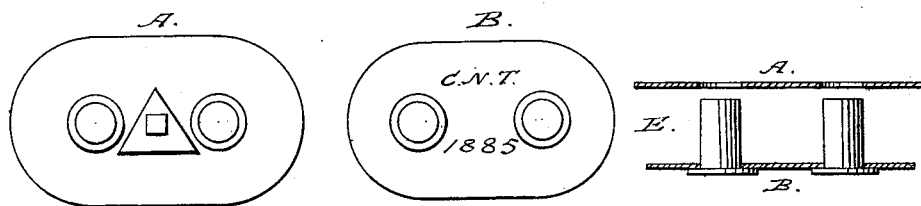


Fig. 2.

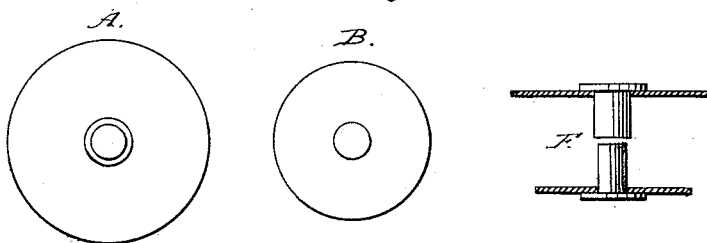
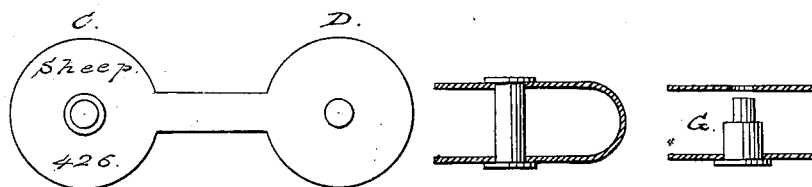


Fig. 3.



Attest;

J. W. Howard

W. A. Smith

Inventors.

William P. Boyden.

Charles A. Clark.

Charles N. Trump. by

Geo. A. Sawyer. Attorney.

UNITED STATES PATENT OFFICE.

WILLIAM P. BOYDEN, OF CLEVELAND, OHIO, CHARLES A. CLARK, OF CHESTERFIELD, N. H., AND CHARLES N. TRUMP, OF WILMINGTON, DEL.

CATTLE-MARK.

SPECIFICATION forming part of Letters Patent No. 344,241, dated June 22, 1886.

Application filed March 9, 1885. Serial No. 158,239. (No model.)

To all whom it may concern:

Be it known that we, WILLIAM P. BOYDEN, a citizen of the United States, residing at Cleveland, county of Cuyahoga, State of Ohio, CHARLES A. CLARK, a citizen of the United States, residing at Chesterfield, county of Cheshire, State of New Hampshire, and CHARLES N. TRUMP, a citizen of the United States, residing at Wilmington, in the county of New Castle and State of Delaware, have invented certain new and useful Improvements in Cattle-Marks; and we do hereby declare the following to be a full, clear, and exact description of the invention, such as will enable others skilled in the art to which it appertains to make and use the same.

Our invention relates to an improved device for marking animals—horses, cattle, sheep, &c.—to indicate ownership or age; and it consists, essentially, of two small plates of metal of varying size and shape placed one on each side of the animal's ear and connected by a tubular rivet, one end of which is attached to the plate, and the free end, in connection with suitable tongs for applying the mark to the ear, forms a cutting-edge adapted to remove a disk of flesh from the ear; the tube penetrating the orifice thus formed and permitting the mark to be riveted or clinched to the ear at one operation, as will be more fully described herein, reference being had to the accompanying drawings, in which are shown various forms of our device.

Figures 1 and 2 represent two forms of our device. The plates A and B are cut from thin sheet metal of suitable size, and they may be alike for each side of the ear; or the one to be stamped with the owner's name or mark may be larger to make the inscription thereon more legible. In Fig. 1, the plate being of large size, there may be two or more studs to secure it more firmly. In Fig. 3 the two

plates C and D are of one piece of metal connected by a narrow strip intended to be bent around the outer edge of the ear, the connecting-stud passing through the ear, as in the other cases. The studs connecting these plates are either hollow-ended rivets or tubes—preferably the latter—and to one of the plates they are fastened permanently; or they may be formed up from the metal of the plate. These tubes may be made in various ways. In Fig. 1 a tube, E, is shown fastened to one of the plates only. In Fig. 2, F, a short large tube of about the length of the average thickness of an animal's ear is fixed to one plate, and to the other plate is fixed a little longer tube of a size capable of passing through the large tube. In this case the larger tube determines the distance apart of the plates when fixed on the ear, and prevents undue pressure. In Fig. 3 the single tube G has a shoulder designed to accomplish the same end.

To apply our device to the ear quickly and conveniently, suitable tongs or pinchers are necessary, and they will not be particularly described here, as they may hereafter become the subject of an application for a patent; but it is sufficient to state that the jaws are of suitable size and form to receive the two plates, and that springs are provided for securely holding them in place, so that the hole in one plate shall be exactly opposite the tube or tubes of the other.

To place the mark, the open jaws of the tongs carrying the plates are passed over the ear of the animal, and when in correct position the tongs are closed, the tube is forced through the ear, clipping out a little disk therefrom, the end of the tube is turned over or riveted to the other plate by properly-shaped "punches" or "sets," and the device is securely attached at one operation.

Having thus described our invention, what

we claim as new, and desire to secure by Letters Patent, is—

1. A cattle-mark consisting of a plate or plates, one of which is provided with a tube
5 having a cutting - edge adapted to perforate the ear and remove therefrom a disk of flesh, thus permitting the perforation of the ear and the riveting of the mark at one operation, substantially as described.

10 2. A cattle-mark consisting of a plate or plates provided with two or more tubular rivets, said tubes having cutting-edges adapted to perforate the ear and remove disks of flesh therefrom, substantially as described.

In testimony whereof we affix our signatures 15
in presence of two witnesses.

WILLIAM P. BOYDEN.
CHARLES A. CLARK.
CHAS. N. TRUMP.

Witnesses as to W. P. Boyden:

F. H. TRUDE,
C. L. JENKS.

Witnesses as to C. A. Clark:

CHARLES E. ANDREWS,
JULIA L. DAVIS.

Witnesses as to C. N. Trump:

GEO. R. HOFFECKER,
SAML. N. TRUMP.