
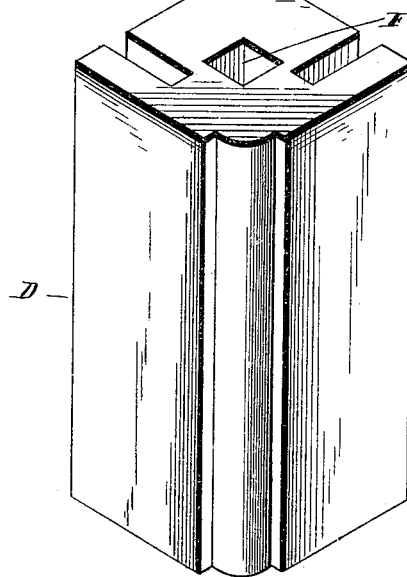
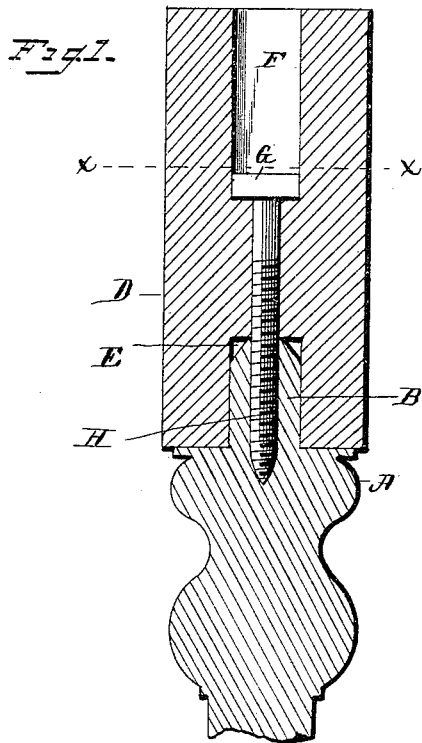


(No Model.)

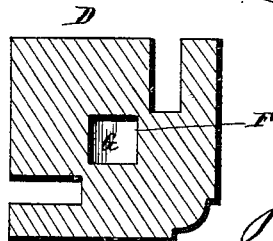
J. W. McLAIN.  
DETACHABLE TABLE LEG.

No. 344,392.

Patented June 29, 1886.



*Fig. 3.*



WITNESSES  
F. L. Ouraud  
Wm. Baggers  
Dave McWhinney

James W. McLain,  
INVENTOR  
by: Louis Baggers & Co.  
Attorneys.

# UNITED STATES PATENT OFFICE.

JAMES W. McLAIN, OF SUNBURY, PENNSYLVANIA, ASSIGNOR OF THREE-FOURTHS TO IRA T. CLEMENT, HENRY CLEMENT, AND JOHN W. BUCHER, ALL OF SAME PLACE.

## DETACHABLE TABLE-LEG.

SPECIFICATION forming part of Letters Patent No. 344,392, dated June 29, 1886.

Application filed May 5, 1885. Serial No. 164,480. (No model.)

*To all whom it may concern:*

Be it known that I, JAMES W. McLAIN, a citizen of the United States, and a resident of Sunbury, in the county of Northumberland and State of Pennsylvania, have invented certain new and useful Improvements in Detachable Table-Legs; and I do hereby declare that the following is a full, clear, and exact description of the invention, which will enable others skilled in the art to which it appertains to make and use the same, reference being had to the accompanying drawings, which form a part of this specification, and in which—

Figure 1 is a vertical sectional view showing my improved detachable leg applied to the table-corner. Fig. 2 is a perspective view showing the leg and the table-corner detached from each other; and Fig. 3 is a horizontal sectional view taken on the line *xx* in Fig. 1. The same letters refer to the same parts in all the figures.

This invention relates to detachable legs for tables and similar articles of furniture; and it has for its object to provide a device of this class which shall possess superior advantages in point of simplicity, durability, and general efficiency.

With these ends in view, the invention consists in the improved construction, arrangement, and combination of parts, which will be hereinafter fully described, and particularly pointed out in the claim.

In the drawings hereto annexed, A designates my improved detachable table-leg, which is constructed at its upper end with a cylindrical tenon, B, having a central vertical recess, C, for the reception of the fastening-screw.

D designates the table-corner, the lower end of which is provided with a cylindrical recess, E, for the reception of the tenon B, and the upper part of which has a vertical recess, F,

for the reception of the square-headed fastening screw or bolt G, the threaded portion of which, H, extends through and slightly beyond the recess E, as will be seen in the drawings hereto annexed.

In the process of manufacture, the recesses F and E having been formed in the table-corner, the bolt or screw G is inserted into the recess F, as shown. The table-leg may then be readily adjusted by simply screwing it into place. The tenon B entering the recess E forms a brace which re-enforces the fasteningscrew, and insures perfect stability and rigidity of adjustment.

I am aware that it is not new to construct a detachable leg with a tenon adapted to fit in a socket in the corner of the table, in combination with a fastening-screw inserted through a recess in the upper end of the table-corner, and extending through the socket in the lower end of the same; neither do I claim such construction, broadly; but

What I claim, and desire to secure by Letters Patent of the United States, is—

In combination with the corner-piece of a table, having a recess formed in its upper end for the reception of the rectangular head of a bolt, a passage-way for the body portion of the bolt, and a cylindrical socket in the lower portion of the corner-piece, the leg having a cylindrical upwardly-projecting tenon or portion, with a central female screw-thread and a bolt, the parts being organized substantially as shown, and for the purpose set forth.

In testimony that I claim the foregoing as my own I have hereunto affixed my signature in presence of two witnesses.

JAMES W. McLAIN.

Witnesses:

J. WEISER BUCHER,  
JOHN G. YARNALL.