
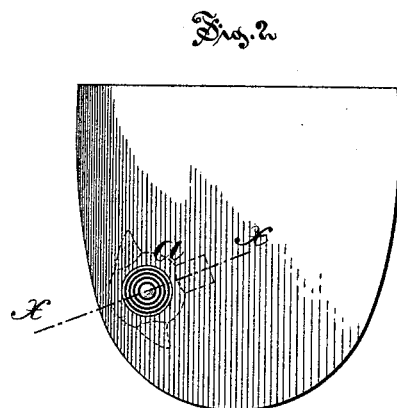



(No Model.)

F. J. HERRICK.
HEEL AND SOLE PROTECTOR.

No. 344,526.

Patented June 29, 1886.



Witnesses:

W. M. Dyckman,
C. P. Pelton.

Inventor:

Frank J. Herrick,
by Simonds & Bussett,
Attys.

UNITED STATES PATENT OFFICE

FRANK J. HERRICK, OF NEW BRITAIN, CONNECTICUT, ASSIGNOR
HOWARD C. NOBLE, OF SAME PLACE.

HEEL AND SOLE PROTECTOR.

SPECIFICATION forming part of Letters Patent No. 344,526, dated June 29, 1886.
Application filed February 15, 1886. Serial No. 191,918. (No model.)

To all whom it may concern:

Be it known that I, FRANK J. HERRICK, of New Britain, in the county of Hartford and State of Connecticut, have invented a certain new and useful Improvement Pertaining to Heel and Sole Protectors, of which the following is a description, reference being had to the accompanying drawings, where—
Figure 1 is what may be termed a "top view."
Fig. 2 is a view of the bottom of a boot-heel with the device of Fig. 1 inserted therein.
Fig. 3 is a view in vertical section of the said boot-heels on the plane *xx*.
The object of this improvement is, as the above title indicates, the protection of the heels and soles of boots and shoes, including rubbers, and more particularly the latter, from wear.
The letter *a* denotes the heel-protector, made of metal, preferably hardened iron or steel, frusto-conical in shape, with the lesser face practically flush with the face of the heel. At its base this frusto-conical protector has lateral flanges *b b* and *c*. That side of the pro-

jector which is opposite *c* is left devoid of lateral flange in order that the protector be located near the periphery of the heel; for the same reason the flanges *b b* are correspondingly curved on the outer side, meaning by "outer side" the side opposite the flange *c*.
In the making of a rubber heel protector like this are embedded in the process of manufacture.

In using such a protector as this with a leather heel it may be inserted when the heel is made, or a layer or layers can be taken off the heel afterward and the protector inserted. I claim as my improvement—
The frusto-conical heel-protector *a*, provided with the lateral flange *c*, and the two peculiarly-curved lateral flanges *b b*, all substantially as described, and for the purpose set forth.

FRANK J. HERRICK.

Witnesses:

FRED. A. SEARLE,
E. N. STANLEY.