

(No Model.)

G. WAHLER.

TRAVELING BAG OR SATCHEL.

No. 344,696.

Patented June 29, 1886.

Fig. 1.

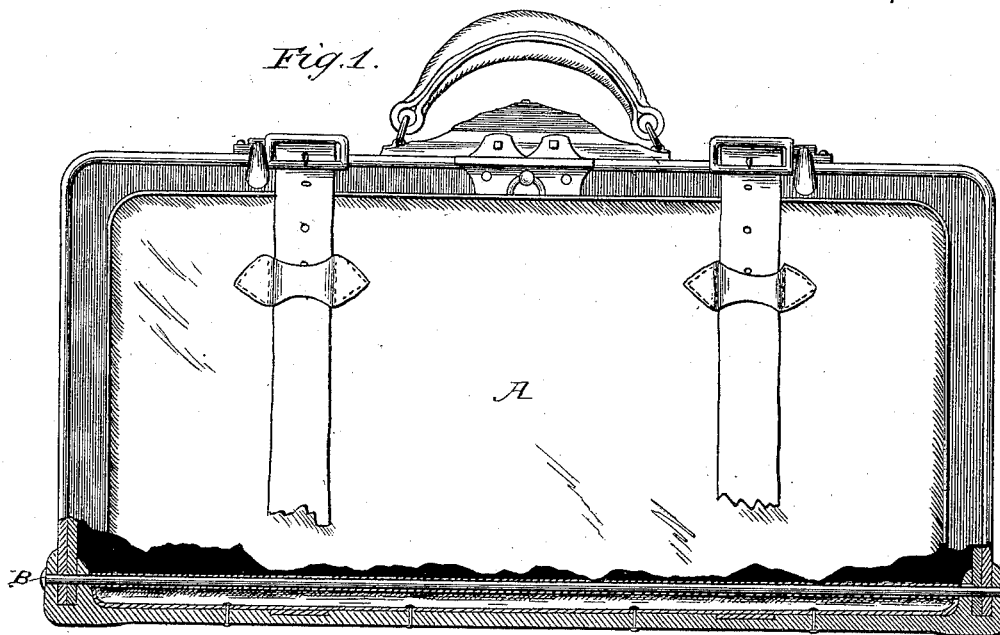


Fig. 2.

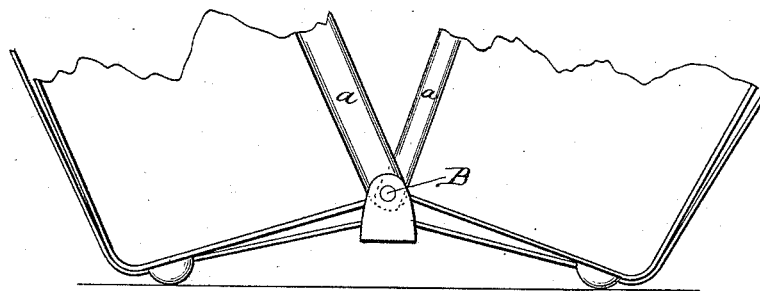


Fig. 3.

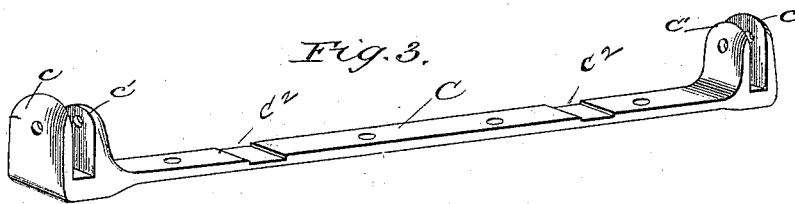



Fig. 4.



Witnesses.
W. Rossiter
Howard Hallock.

Inventor.
George Wahler
By *Bird V. Fisher*
His Attys.

UNITED STATES PATENT OFFICE.

GEORGE WAHLER, OF CHICAGO, ILLINOIS.

TRAVELING BAG OR SATCHEL.

SPECIFICATION forming part of Letters Patent No. 344,696, dated June 29, 1886.

Application filed May 12, 1885. Serial No. 165,166. (No model.)

To all whom it may concern:

Be it known that I, GEORGE WAHLER, a citizen of the United States, residing at Chicago, in the county of Cook and State of Illinois, have invented certain new and useful Improvements in Traveling Bags or Satchels, of which I do declare the following to be a full, clear, and exact description, reference being had to the accompanying drawings, forming part of this specification.

In the construction of satchels and traveling bags as at present commonly practiced it is customary to hinge the end bars of the satchel-frame to a pivot-rod which passes through the end bars and from end to end of the satchel-bottom. Over the exposed ends of this pivot-rod guard-plates are usually fixed, which, so long as they are in place, serve to cover and protect the ends of the rod, and extend to the bottom of the satchel in such manner as to receive the force of the shock when the satchel is carelessly thrown upon the floor. These guard-plates are apt to become displaced by severe usage, and the end bars of the satchel-frame thereafter speedily become loosened from the pivot-rod. Moreover, when the satchel of ordinary construction is packed to its utmost capacity, there is a severe outward strain upon the end bars of the frame, which causes considerable wear upon the upset ends of the pivot-rod, and frequently forces the end bars off the same.

My present invention has for its object to provide means whereby the hinged end bars of the satchel-frame will be securely held in place notwithstanding the shocks incident to careless handling or the strain occasioned by over-packing.

To this end my invention consists in providing the satchel-frame with a hinge brace-bar that has upright portions or lugs, between which the end bars of the frame will be pivotally held in such manner as to be guarded against displacement from their pivot.

My invention also consists in a hinge brace-bar for satchel-frames adapted to extend from end to end of the satchel-bottom, and having at its ends suitable uprights or lugs, to which the end bars of the satchel-frame may be pivotally connected.

In the accompanying drawings, Figure 1 is

a view in side elevation of a satchel embodying my invention, portions being shown in vertical section. Fig. 2 is a fractional view in end elevation, with the bag partly open. Fig. 3 is a perspective view showing the hinge brace-bar detached. Fig. 4 is a perspective view of a modified form of brace-bar.

A designates the body of a satchel, having the usual frame end bars, *a*, hinged together by the pivot-rod B, which passes from end to end of the satchel. Beneath the bottom of the satchel extends the brace-bar C, suitably riveted thereto, at each end of which are formed the uprights or lugs, *c* and *c'*, through which passes the pivot-rod B, and between which are held the ends of the bars *a*. The extreme ends of the bar C are preferably beveled or rounded, and in the upper face of the bar it is desirable to form the seats *c''*, to receive the usual straps that encircle the satchel. By forming the brace-bar with the uprights *c* and *c'*, between which the end bars of the satchel-frame are pivotally held, any tendency to separate these bars or displace them from the pivot-rod is resisted and the ends of the bars are securely guarded against shocks incident to careless handling of the satchel. Moreover, by extending the body of the brace-bar the entire length of the bottom, it strengthens the satchel-frame in the direction of its length and guards against the distortion of the frame when severe strain is thrown upon its ends. This extension of the hinge brace-bar from end to end of the satchel is an important feature of my invention, and will be found of advantage whether it be provided at each of its ends with both of the uprights, as shown, or with but a single one for the attachment of the ends of the satchel-frame.

In the modification shown by Fig. 4 a separate hinge brace-bar is used at each end of the satchel, and is connected to the bottom by suitable rivets. This modified construction I do not regard as desirable as that wherein the brace-bar is made in one piece extending from end to end of the satchel; but it embodies the feature of the uprights for supporting the ends of the frame, and to this extent accomplishes a most useful result.

It will be readily understood that the precise construction above set out may be varied

without departing from the scope of my invention.

Having thus described my invention, what I claim as new, and desire to secure by Letters

5 Patent, is—

1. In a traveling-bag, the combination, with the frame thereof, of a bar secured to the bag outside and extending under its bottom along its longitudinal center, the ends of said bar
10 bending upward on the outside and over the lower ends of the frame, substantially as herein described.

2. In a traveling-bag, the bar B, inside of the bag, and on which the ends of the frame of the
15 bag are pivoted, in combination with the bar C, outside the bag, said bars being secured together at their ends by the bent portions of the bar C, which pass up on the outside of the

lower ends of the bag-frame and to the bag, substantially as described. 20

3. The combination, with the end bars of a satchel-frame, of a hinge-bar and a hinge brace-bar exterior to the bottom of the bag, having uprights, between which the end bars are pivotally sustained, substantially as described. 25

4. The combination, with the end bars of a satchel-frame, of the pivot-rod extended through the satchel, and a hinge brace-bar having the body portion C and the uprights c
c', between which the end bars of the satchel-
30 frame are hinged, substantially as described.

GEORGE WAHLER.

Witnesses:

JAMES H. PEIRCE,
GEO. P. FISHER, JR.