

(No Model.)

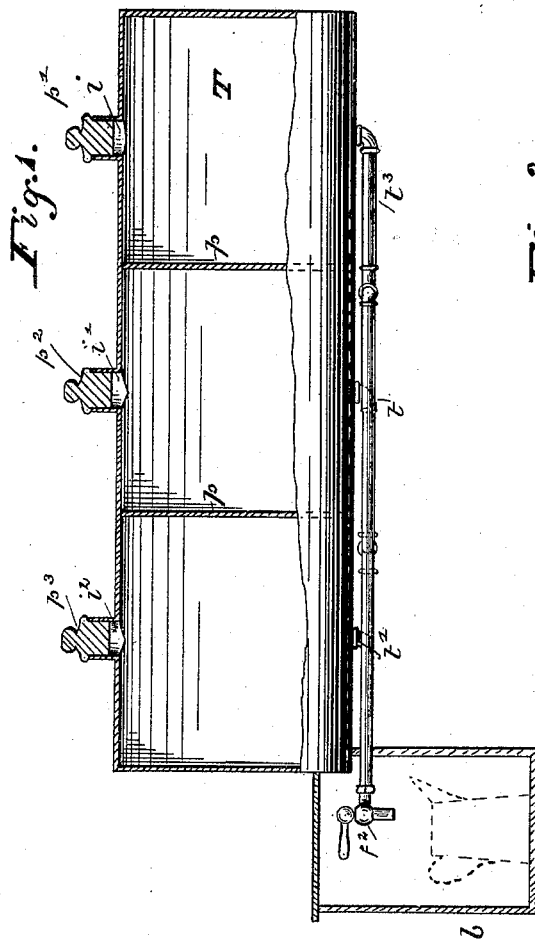
2 Sheets—Sheet 1.

V. M. BACKUS.

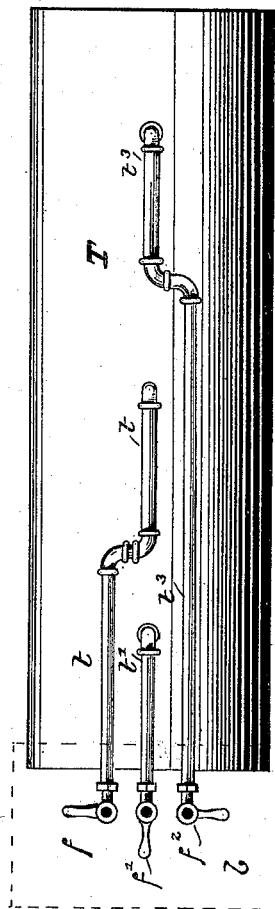
PORTABLE TANK.

No. 344,932.

Patented July 6, 1886.



*Fig. 2.*



WITNESSES.

*Jacob W. Cooper*  
*H. Stacey*

INVENTOR.

*Victor M. Backus.*

*By C. F. Jacobs*  
*Atty.*

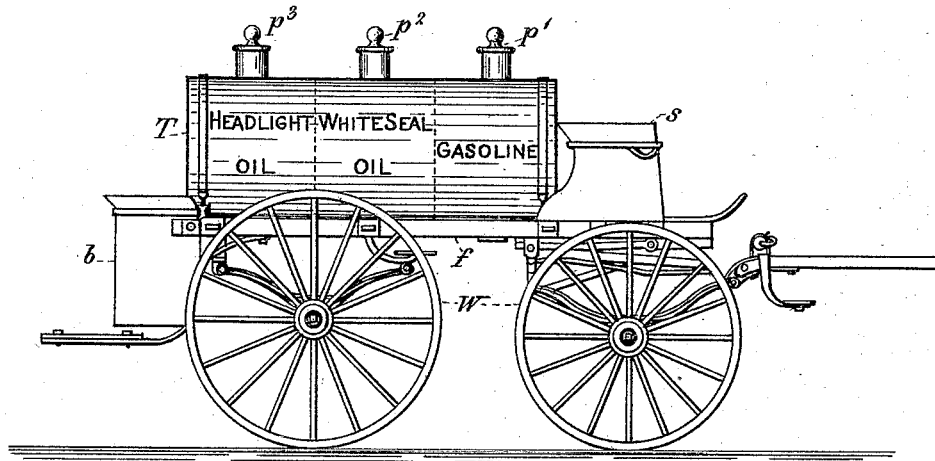
V. M. BACKUS.

PORTABLE TANK.

No. 344,932.

Patented July 6, 1886.

*Fig. 3.*



WITNESSES.

*Gustav Bohn.*  
*J S Hamlet*

INVENTOR.

*Victor M. Backus.*  
*By C. F. Jacobs*  
*att'y.*

# UNITED STATES PATENT OFFICE.

VICTOR M. BACKUS, OF INDIANAPOLIS, INDIANA.

## PORTABLE TANK.

SPECIFICATION forming part of Letters Patent No. 344,932, dated July 6, 1886.

Application filed June 26, 1884. Serial No. 136,105. (No model.)

*To all whom it may concern:*

Be it known that I, VICTOR M. BACKUS, a resident of Indianapolis, Marion county, Indiana, have made certain new and useful Improvements in Portable Tanks, a description of which is set forth in the following specification, reference being made to the accompanying drawings, in the several figures of which like letters indicate like parts.

My invention relates to the construction of tanks for carrying oils, mounted on trucks, and will be understood from the following description.

In the drawings, Figure 1 represents a side view, partly in section, to show the interior; and Fig. 2 is a bottom view showing the tubes that connect with the several oil-spaces of the tank. Fig. 3 represents a side view of my device set in a frame and mounted on a truck.

In detail, T is the tank, which is conveniently divided by partitions *p* into separate spaces, each of which is designed to hold a different kind of oil. These partitions serve the double purpose of dividing the tank into apartments and acting as breaks against the oil while the tank is being carried along by the team. *i i'* are the inlets on the top of the tank, and *p' p'' p'''* are plugs for stopping

them, there being of course one inlet for each space. At the bottom of the tank, one connecting with each oil-space, are discharge-tubes *t t'*, which are led forward to the front into the box *b*, and are provided each with faucets *f f' f''*, for drawing off the oil. The box *b* is for covering the faucets and holding the measuring-cans. The tank thus constructed is mounted upon a suitable truck for transportation.

What I claim, and desire to secure by Letters Patent, is the following:

The tank T, divided by partitions *p* into separate spaces, each space having a separate inlet and outlet, and a separate pipe having a faucet connected with its outlet and extending to the rear end of the tank, and the box *b*, connected with the rear end of the tank and inclosing the faucets of the outlet-pipes, the whole resting in the cradle-frame *f*, all combined substantially as and for the purposes described.

In witness whereof I have hereto set my hand this 11th day of June, 1884.

VICTOR M. BACKUS.

Witnesses:

C. P. JACOBS,  
JACOB W. LOEPER.