

(No Model.)

G. H. BLAKESLEY.
HAIR DRESSING APPLIANCE.

No. 345,024.

Patented July 6, 1886.

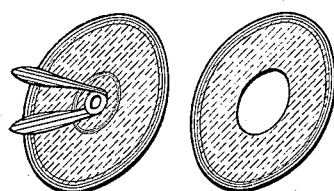
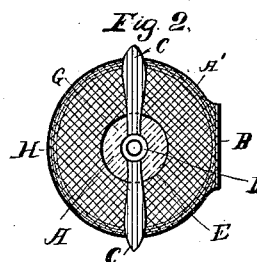
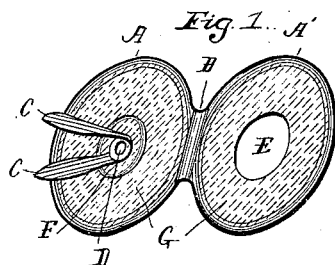


Fig. 3.

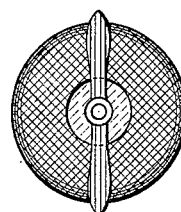


Fig. 4.

WITNESSES:

M. S. Seeley
E. H. Rogers.

INVENTOR

G. H. Blakesley
By G. D. Seymour

ATTORNEY

UNITED STATES PATENT OFFICE.

GILBERT H. BLAKESLEY, OF BRISTOL, CONNECTICUT.

HAIR-DRESSING APPLIANCE.

SPECIFICATION forming part of Letters Patent No. 345,024, dated July 6, 1886.

Application filed June 16, 1886. Serial No. 168,853. (No model.)

To all whom it may concern:

Be it known that I, GILBERT H. BLAKESLEY, residing at Bristol, in the county of Hartford and State of Connecticut, have invented certain new and useful Improvements in Hair-Dressing Appliances; and I do declare the following to be a full, clear, and exact description of the same, reference being had to the accompanying drawings, which form a part of this specification.

My invention relates to an improvement in appliances for dressing the hair, the object being to produce an article of such description which shall be durable and efficient in use, without injurious effect upon the hair, adapted to be worn with perfect comfort during the sleeping-hours, and capable of being manufactured and supplied to the trade at a comparatively light cost.

With these ends in view my invention consists in an appliance for dressing the hair, having two leaves and means for holding them upon the hair.

My invention further consists in certain details of construction and combinations of parts, as will be hereinafter described, and pointed out in the claims.

In the accompanying drawings, Figure 1 is a perspective view, in open adjustment, of one form which my improved device may assume. Fig. 2 is a plan view of the device in its closed adjustment, and Figs. 3 and 4 are similar views of another form of my improvement.

As shown in Figs. 1 and 2 of the drawings, the device consists of the circular leaves A A', united by a strap or hinge connection, B, made integral with them, and of two non-elastic flexible metallic arms, C C, secured to the center of the inner face of the leaf A by an eyelet, D, and adapted to pass through an opening, E, formed in the center of the leaf A' and also serving to permit the access of air to the hair. The said leaves are made slightly concavo-convex, for the purpose of securing a sufficient space between them for the hair for permitting their edges to come together to prevent its escape and for stiffening them, and for additional stiffness and capacity the leaf A is embossed, as at F, as shown. The inner faces of the leaves and the inner face of the hinge are provided with a water-proof coating, G, of

shellac, sizing, or any other material which will render the said parts impervious to moisture, while the outer faces of the said parts are provided with a re-enforcing backing, H, of muslin or other suitable material.

This form of my improvement is put in use by erecting the arms, as shown in Fig. 1 of the drawings, and winding the hair around them, then folding the perforated leaf over and upon the hair, the arms passing through its opening, and then bending them down upon the outer face of the said leaf, as shown in Fig. 2 of the drawings. To remove the device from the hair the arms are erected and the perforated leaf lifted, after which the device may be drawn from the hair or carefully removed, so as not to disturb the curl.

The modified form of my improvement shown in Figs. 3 and 4 of the drawings is like the device shown in the preceding figures, except that the leaves are disconnected.

If desired, sheet metal of suitable flexibility and thickness may be employed in the place of paper in making my improved article; and I would have it understood that I do not limit myself to the exact construction herein shown and described, but hold myself at liberty to make such slight changes and alterations as fairly fall within the spirit and scope of my invention.

I do not broadly claim herein a hair-dressing appliance having two leaves united by a connection made integral with them, nor a like appliance having perforated leaves; nor an appliance having leaves constructed for forming a space between them when folded together; nor an appliance having concavo-convex leaves; nor an appliance having embossed leaves; nor an appliance having paper leaves with or without waterproofing and re-enforcing, such points having been broadly claimed in my pending application, No. 168,851.

Having fully described my invention, what I claim as new, and desire to secure by Letters Patent, is—

1. A hair-dressing appliance having two leaves and two flexible metallic arms attached to the inner face of one leaf and adapted to pass through an opening formed in the other leaf, substantially as set forth.

2. A hair-dressing appliance having two

leaves united by a flexible connection and two flexible metallic arms attached to the inner face of one leaf and adapted to pass through an opening formed in the other leaf, substantially as set forth.

5 3. A hair-dressing appliance having two leaves united by a flexible connection made integral with them, and two flexible metallic arms attached to the inner face of one leaf and
10 adapted to pass through an opening in the other leaf, substantially as set forth.

4. A hair-dressing appliance having two paper leaves and two flexible metallic arms attached to the inner face of one leaf and
15 adapted to pass through an opening formed in the other leaf, substantially as set forth.

5. A hair-dressing appliance having two paper leaves united by a connection made integral with them and two flexible metallic
20 arms attached to one leaf and adapted to pass through an opening formed in the other leaf, substantially as set forth.

6. A hair-dressing appliance having two waterproofed and re-enforced paper leaves and two flexible metallic arms attached to the inner face of one leaf and adapted to pass through
25 an opening formed in the other leaf, substantially as set forth.

7. A hair-dressing appliance having two paper leaves united by a connection made integral with them, waterproofed, and re enforced
30 by a backing of muslin, and two non-elastic flexible metallic arms attached to the center of the inner face of one leaf and adapted to
35 pass through an opening formed in the center of the other leaf, substantially as set forth.

In testimony whereof I have signed this specification in the presence of two subscribing witnesses.

GILBERT H. BLAKESLEY.

Witnesses:

M. S. SEELEY,
E. H. ROGERS.