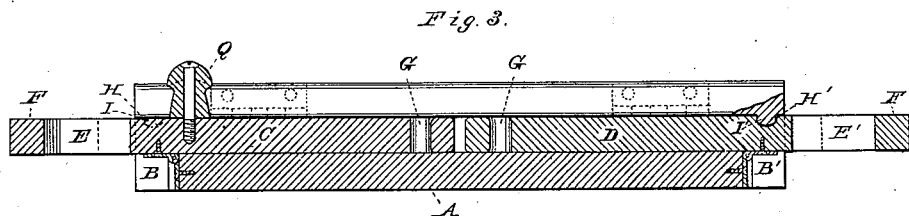
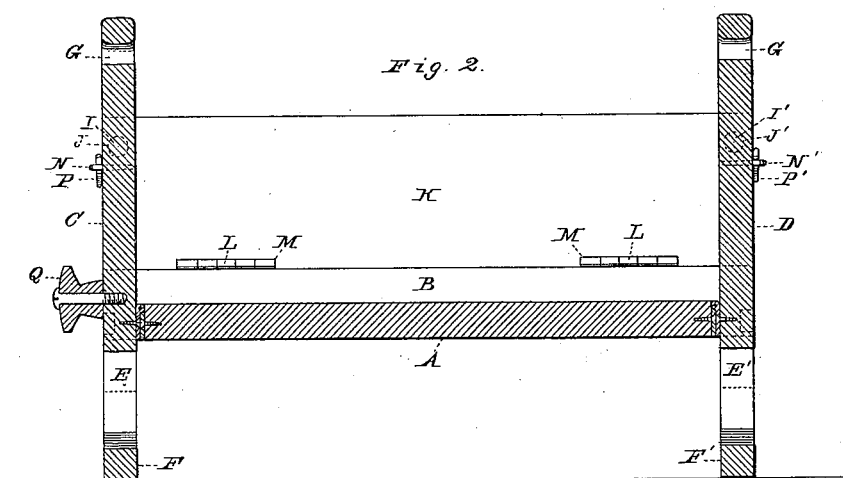
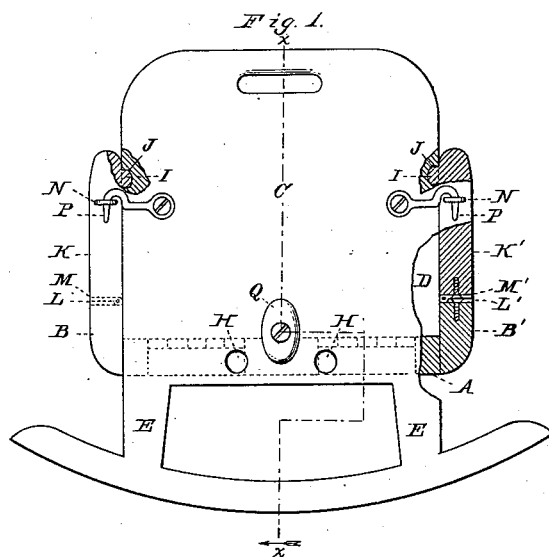


(No Model.)

O. L. BANDY.  
FOLDING CRADLE.

No. 345,098.

Patented July 6, 1886.



WITNESSES

*Villette Anderson.*  
*Philip C. Massi.*

INVENTOR

*Oliver L. Bandy*  
*by Anderson & Smith.*  
ATTORNEYS

# UNITED STATES PATENT OFFICE.

OLIVER L. BANDY, OF LA SALLE, ILLINOIS.

## FOLDING CRADLE.

SPECIFICATION forming part of Letters Patent No. 345,098, dated July 6, 1886.

Application filed May 7, 1886. Serial No. 201,475. (No model.)

*To all whom it may concern:*

Be it known that I, O. L. BANDY, a citizen of the United States, residing at La Salle, in the county of La Salle and State of Illinois, have invented certain new and useful Improvements in Folding Cradles; and I do declare the following to be a full, clear, and exact description of the invention, such as will enable others skilled in the art to which it appertains to make and use the same, reference being had to the accompanying drawings, and to letters or figures of reference marked thereon, which form a part of this specification.

Figure 1 of the drawings is a representation of this invention, and is an end view, partly broken away and partly in section. Fig. 2 is a vertical section following the broken line on *xx*, Fig. 1. Fig. 3 is a vertical section, and shows the cradle folded.

My invention relates to folding cradles; and it consists in the construction and novel combination of parts, as hereinafter described, and pointed out in the claim.

Referring by letter to the accompanying drawings, A designates the bottom of the body of the cradle, which bottom is provided with narrow longitudinal side strips, B B', the lower edges of which are flush with the under face of the bottom of the cradle, the upper edges of said side strips, B B', projecting above the bottom A a distance equal to the thickness of the head-board C and foot-board D, these latter parts being similar in construction and alike in thickness. The head-board C and foot-board D are hinged to the ends of the bottom A, and are provided with downwardly-projecting legs, E E', to which rockers F F' are secured.

The head-board and foot-board are each provided with finger-holes G, by which they may be caught to raise said parts to unfold them when folded. Near the lower edges of the head-board and foot-board, and in the outer faces of the same, I provide countersinks H H' for the reception of the steadying-pins I I' when the cradle is folded. When the cradle

is opened out or extended ready for use, these steadying-pins I I' enter countersinks or seats J J' in the edges of the head-board and foot-board.

The side boards, K K', are hinged to the upper edges of the narrow side strips, B B', the upper halves of the hinges L L' being let into recesses M M' in the lower edges of the side boards. These hinged side boards, K K', are provided in their end edges, near their upper edges, with eyes N N', which are engaged by hooks P P', pivoted to the outer faces of the head-board and foot-board. Either end may be the head or foot, so far as practical use is concerned. I denominate C the "head-board" simply for convenience in describing the parts.

The head-board C is provided on its outer face, near its lower edge, with a button, Q, which, when the cradle is folded, is turned over the adjacent edges of the folding side boards to hold the parts in the folded position.

I am aware that it is not new to provide a cradle with hinged sides and hinged head and foot boards, and that such cradles also have their longitudinal elements hinged so that the whole may be folded up into a parcel of flat contour, and therefore do not claim such devices, broadly.

Having described this invention, what I claim, and desire to secure by Letters Patent, is—

The combination, with the bottom having the side strips, and the hinged side boards with steadying-pins on the inner faces and eyes at their ends, of the hinged head-board and hinged foot-board mounted on rockers and provided with the countersinks in their edges and in their outer faces, and the hooks for engaging the eyes, substantially as specified.

In testimony whereof I affix my signature in presence of two witnesses.

O. L. BANDY.

Witnesses:

G. M. MURPHEY,  
W. L. PARKS.