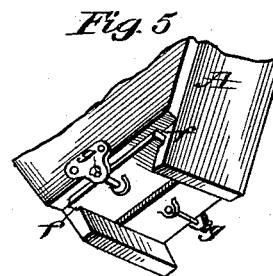
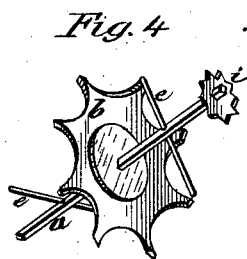
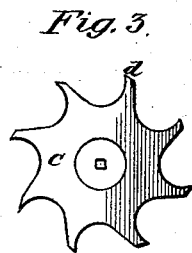
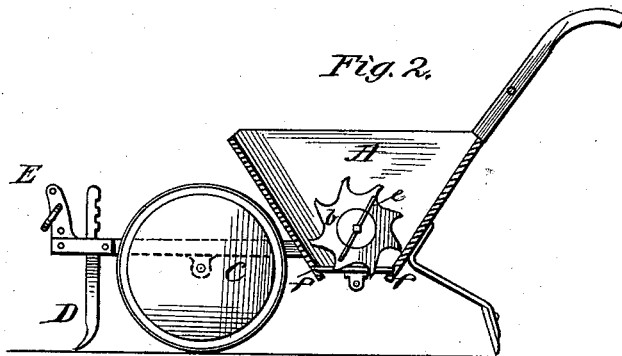
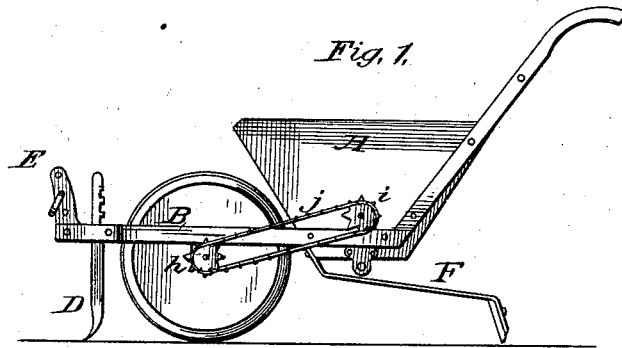


(No Model.)

J. T. GANTT.
SEED PLANTER.

No. 345,426.

Patented July 13, 1886.



WITNESSES
E. B. Means
A. W. Tarbell

INVENTOR
J. T. Gantt
J. Tarbell Attorney

UNITED STATES PATENT OFFICE.

JAMES T. GANTT, OF MACON, GEORGIA.

SEED-PLANTER.

SPECIFICATION forming part of Letters Patent No. 345,426, dated July 13, 1886.

Application filed February 12, 1886. Serial No. 191,888. (No model.)

To all whom it may concern:

Be it known that I, JAMES T. GANTT, a citizen of the United States, residing at Macon, in the county of Bibb and State of Georgia, have invented certain new and useful Improvements in Seed-Planters, of which the following is a specification, reference being had therein to the accompanying drawings.

This invention relates to improvements in seed-planters, and more particularly to that portion of the planter known as the "feed" or "distributing" wheel.

My object is to construct a planter that will feed without skipping, and will uniformly work with any kind of cotton-seed, whether wet or dry, rolled or unrolled.

To this end the invention consists in the construction of novel devices for feeding and distributing the seed, as will be more fully understood from the following description, when taken in connection with the accompanying drawings, in which—

Figure 1 is a side elevation of the invention. Fig. 2 is a sectional view of the same, showing distributing-wheel. Fig. 3 is a side view of the distributing-wheel. Fig. 4 is a perspective view of the feeding mechanism. Fig. 5 is a perspective view of the hopper, showing the feed-slot.

Similar letters refer to similar parts in all the drawings.

A designates the hopper or seed-box.

B shows the side beams that extend to the back of the hopper, and between which there is arranged the transporting power-wheel C, whose sprocket-wheel *h*, secured to its shaft, connects with a similar wheel, *i*, on the end of the distributor-shaft by means of a drive chain or belt, *j*.

The furrow-opener D, the clevis E, and the spring-coverer F are, like the parts just designated, of usual construction and arrangement, save the last-mentioned element, which I prefer to secure to the back of the seed-box, instead of bolting it to the beams underneath the hopper. The reason for this preference is twofold: First, in passing over the rocks or stumps the spring-coverer does not come in impinging contact with them; and, second, in bearing down the handles of the planter the pressure of the springs comes against the bolt that passes through the beams, taking thereby the strain off the small bolts and nuts by which the spring-coverer is secured to the hopper.

The construction of my distributing and feeding device proper is peculiar in its adaptation to cotton-seeds, whose form and nature seem to require that they be stepped or trodden out rather than simply dropped or shaken from the box containing them. In the hopper A, therefore, there is arranged a transverse shaft, *a*, provided with seed-agitating pins or rods *c*, and carrying the feeding-wheel *b*, which latter is equal in thickness to the flange of the former, to which it is fastened, without having any projections upon either side. This feeder *b* consists of the plate *c*, having teeth or spikes *d*, which are not triangular or pointed, as in other planters, but are broad across and beveled at their ends, the interspaces between them being curved or semicircular. With teeth thus shaped, with spikes thus made "flat-footed," it is evident that the feeding device—propelled by the power-wheel with the aid of the sprocket-wheels and their connecting-chain—operates without skips, and, as it were, treads the seed out from and through the opening of the hopper, to the bottom of which the flat spikes move nearly parallel when the planter is in operation.

To regulate the quantity of seed passing through the slot in the hopper's bottom, this latter is constructed with two adjustable slides, *f f*, which are moved in or out by thumb-screws *g g*.

I am aware that cotton-planters have been constructed having a feed-wheel with straight edges and agitating-rods. Therefore I do not claim such, broadly.

Having now described my invention, what I claim, and desire to secure by Letters Patent, is—

In a seed-planter, the distributor feeding-wheel carried within the seed-box on a shaft provided with agitating-pins, and having teeth or spikes that are broad across and beveled at their ends, the spaces between them being curved or semicircular, as shown, and for the purpose described.

In testimony whereof I affix my signature in presence of two witnesses.

JAMES T. GANTT.

Witnesses:

J. O. WYNN,
W. W. STANFORD.