

(Model.)

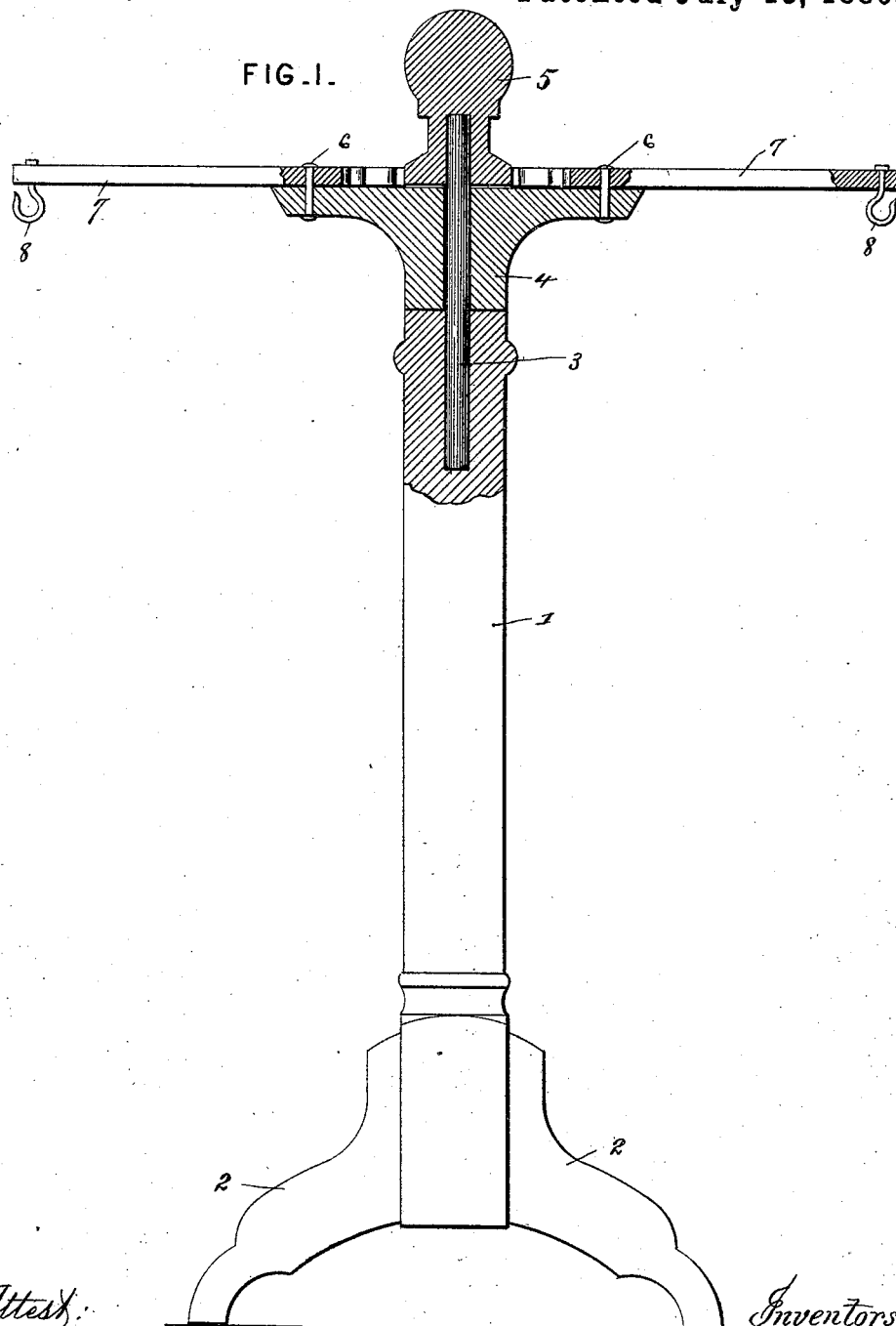
N. D. RAINVILLE.

3 Sheets—Sheet 1.

SHOW STAND.

No. 345,602.

Patented July 13, 1886.



Attest:

Geo. T. Smallwood,  
Geo. L. Wheelock

Inventors:

Nary D. Rainville

By Knights Bros attys.

(Model.)

3 Sheets—Sheet 2.

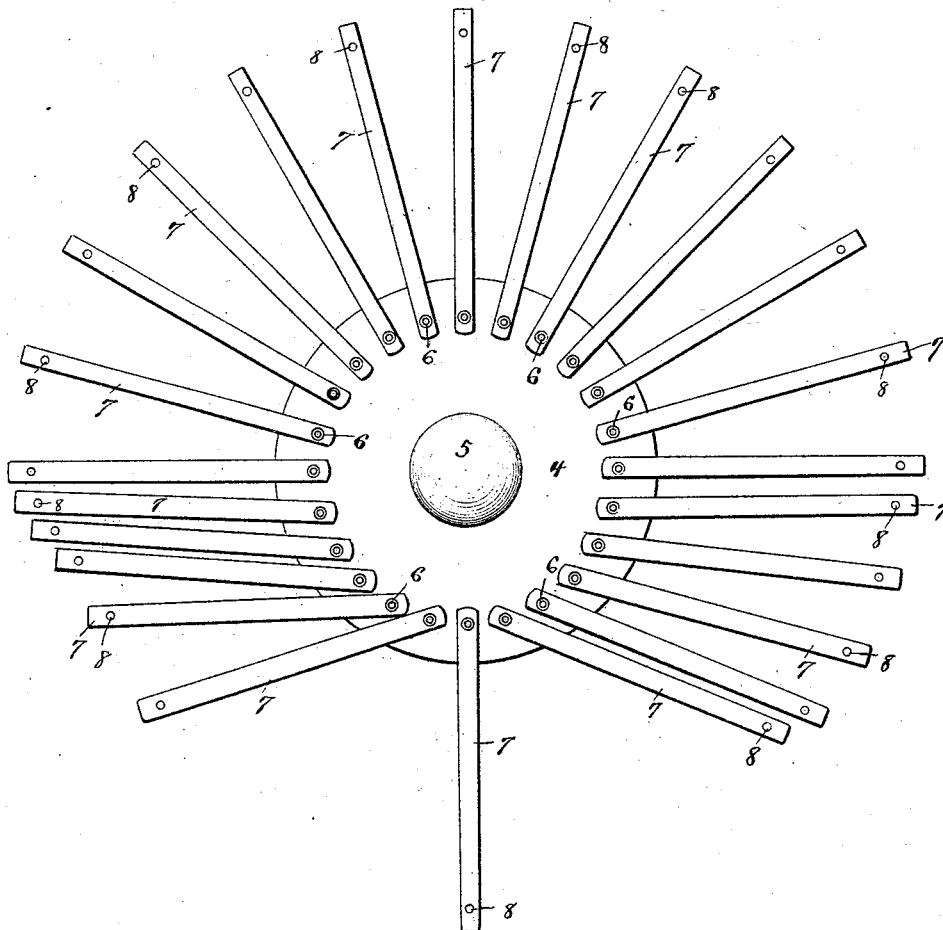
N. D. RAINVILLE.

SHOW STAND.

No. 345,602.

Patented July 13, 1886.

FIG. II.



Attest:  
Geo. T. Smallwood.  
Geo. L. Wheelock.

Inventors.  
Mary D. Rainville.  
By Knight Bros.  
attys

(Model.)

3 Sheets—Sheet 3.

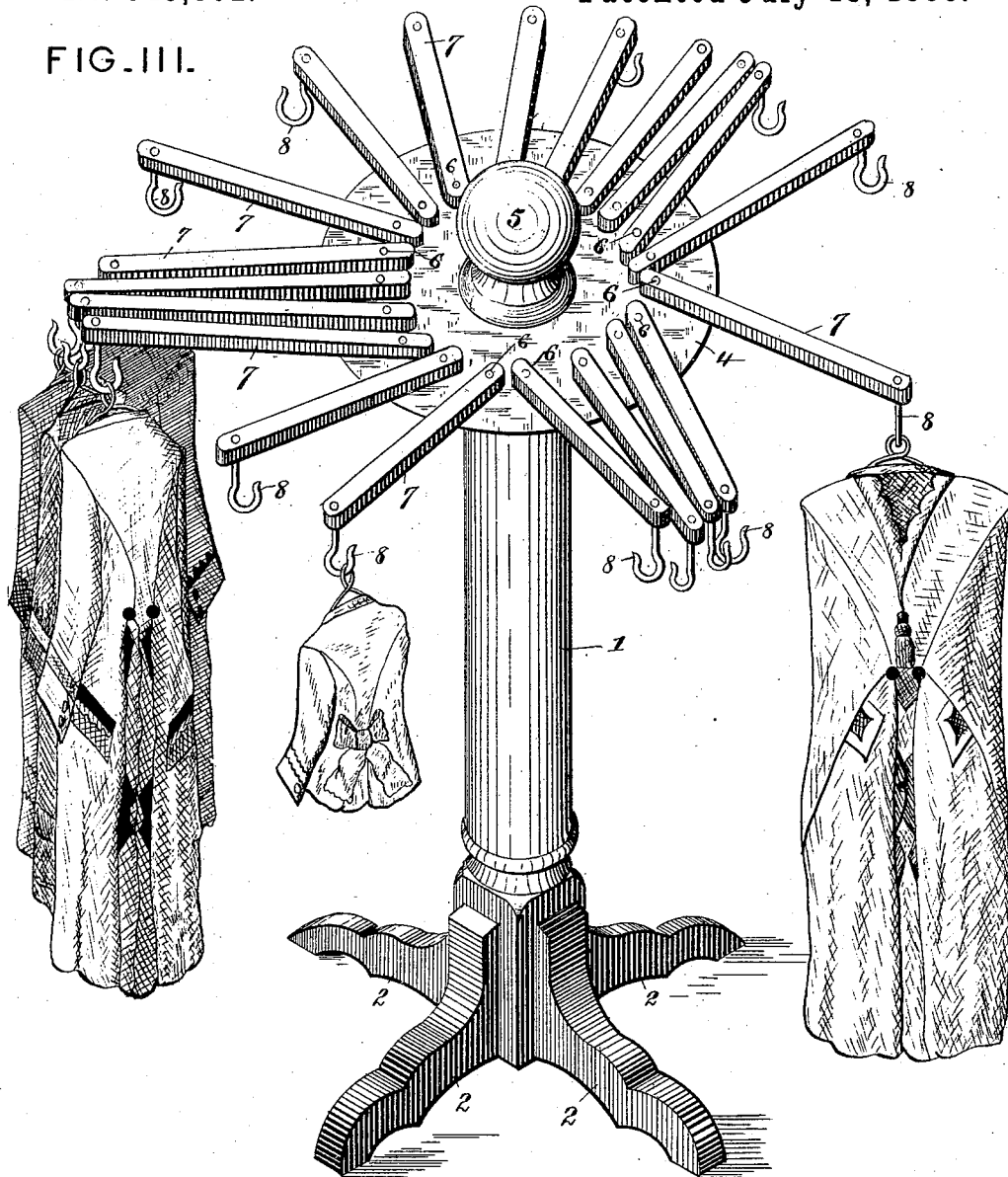
N. D. RAINVILLE.

SHOW STAND.

No. 345,602.

Patented July 13, 1886.

FIG. III.



Attest:  
F. H. Hopkins.  
Edmund S. tier

Inventor:  
Nary D. Rainville  
By  
Knight Bros  
Attys.

# UNITED STATES PATENT OFFICE.

NARY D. RAINVILLE, OF BRAIDWOOD, ILLINOIS.

## SHOW-STAND.

SPECIFICATION forming part of Letters Patent No. 345,602, dated July 13, 1886.

Application filed November 6, 1885. Serial No. 182,055. (Model.)

*To all whom it may concern:*

Be it known that I, NARY D. RAINVILLE, a citizen of the United States, residing at Braidwood, in the county of Will and State of Illinois, have invented certain new and useful Improvements in Show-Stands, of which the following is a specification.

My invention relates to improvements in those show-stands forming racks or supports for cloaks or coats, in which the portion supporting the garments can be readily rotated, so as to bring any part to the point required, while at the same time the arms or brackets supporting each individual garment may be readily separated from the remaining arms of the rack, so as to display any particular garment.

In order that the invention may be better understood, I will proceed to describe it with reference to the accompanying drawings, in which—

Figure I is a vertical sectional view of my improved rack, and Fig. II is a plan view of the same. Fig. III is a perspective view thereof.

The standard I is provided with legs or supports 2, and with an upwardly-projecting pin, 3, forming the axis of a loosely-revolving collar, 4. A button or head, 5, fixed upon the upper end of pin 3 in any desired manner, while furnishing an ornamental finish to the pin, serves to prevent the collar's removal. A circular series of pivot pins or bolts, 6, is provided near the periphery of the collar 4,

and on such bolts are pivoted, so as to allow free movement in a horizontal plane, a number of arms, 7.

Supported loosely in holes in the outer ends of arms 7 are hooks 8, from which the garments are supported.

It will be seen that by rotating the collar 4 the whole body of garments supported on the rack may be swung around, so as to bring any particular one to the position desired; that then by separating the arms 7, as shown in Fig. II, such single garment may be effectively displayed, while by turning it with its supporting-hook 8 any side of the garment may be brought to light.

The stand may be mounted on casters, so as to permit it to be moved easily from one place to another.

Having thus described my invention, the following is what I claim as new therein and desire to secure by Letters Patent:

A show-stand consisting of a standard, 1, pin 3, collar 4, seated on the standard around the pin, a series of arms, 7, each having a support, 8, at its outer end, and a series of pivot-pins, 6, near the periphery of the collar, the inner ends of the arms being hinged to the pins and resting on the collar, so as to be supported by the latter, substantially as described.

NARY D. RAINVILLE.

Witnesses:

J. L. MURRAY,  
E. W. GOODRICH.