

(No Model.)

2 Sheets—Sheet 1.

E. S. FARSON.  
CABINET COMMODE.

No. 345,890.

Patented July 20, 1886.

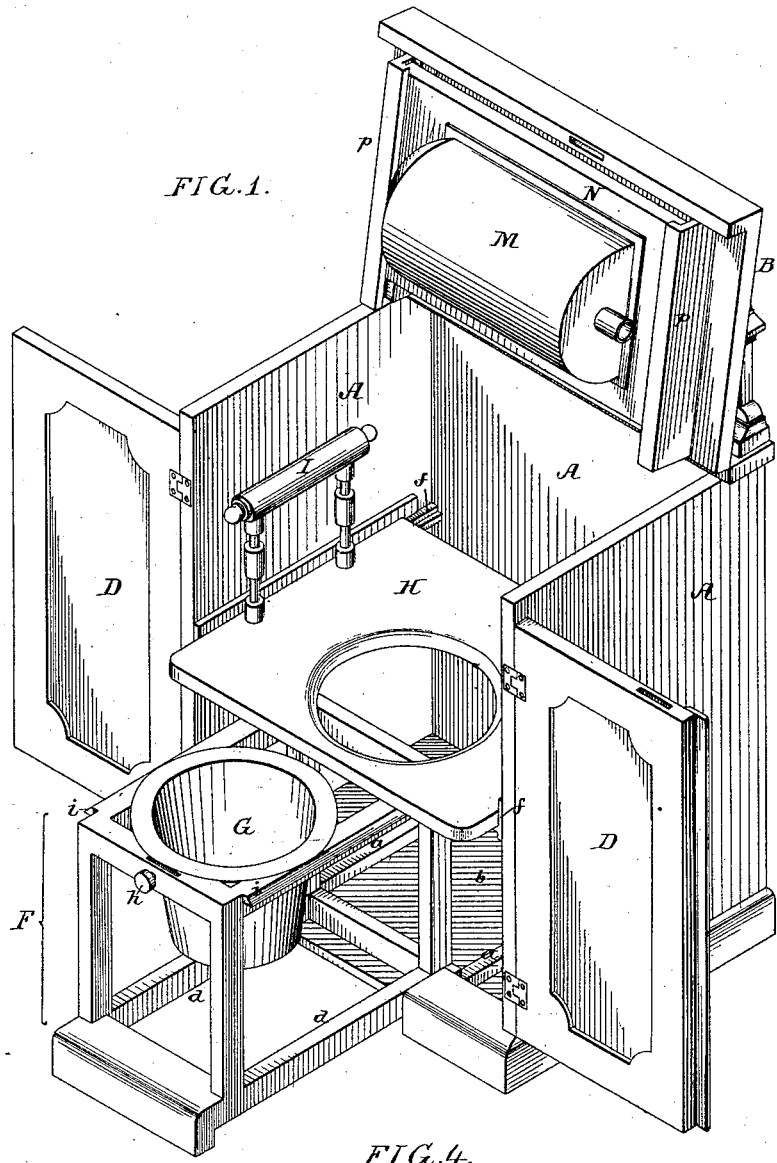
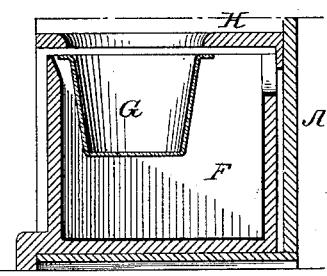


FIG. 4.



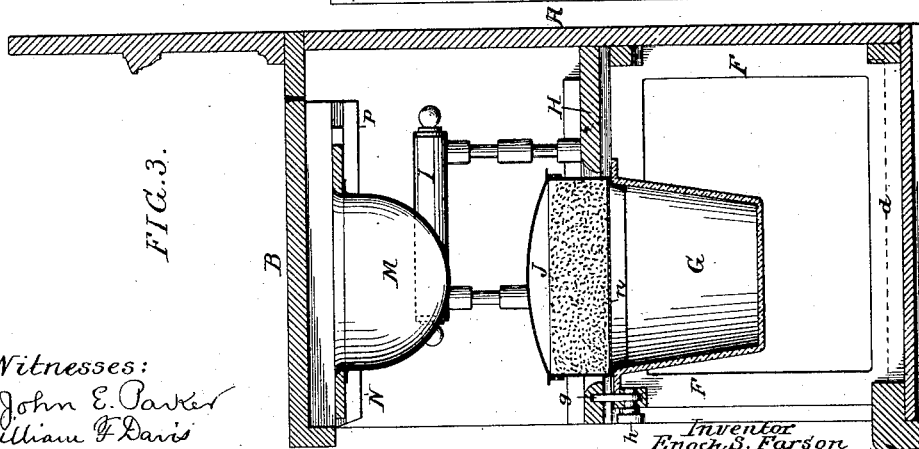
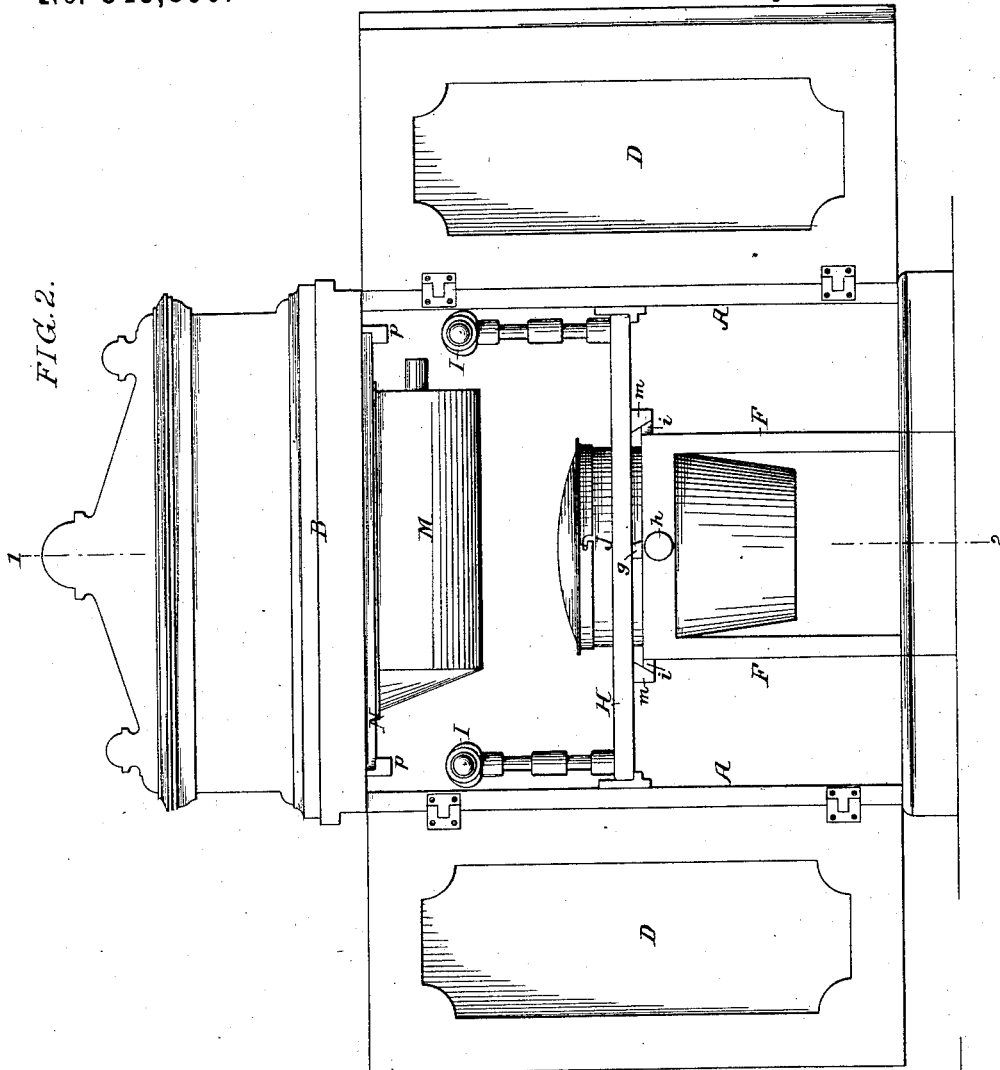
Witnesses:  
John F. Parker  
William J. Davis

Inventor:  
Enoch S. Farson  
by his Attorneys  
Howe, Mansfield & Co.

E. S. FARSON.  
CABINET COMMODE.

No. 345,890.

Patented July 20, 1886.



Witnesses:  
*John E. Parker*  
*William F. Davis*

Inventor  
*Enoch S. Farson*  
 by his Attys *Howson and Co*

# UNITED STATES PATENT OFFICE.

ENOCH S. FARSON, OF PHILADELPHIA, PENNSYLVANIA.

## CABINET-COMMODE.

SPECIFICATION forming part of Letters Patent No. 345,890, dated July 20, 1886.

Application filed December 26, 1885. Serial No. 186,723. (No model.)

### *To all whom it may concern:*

Be it known that I, ENOCH S. FARSON, a citizen of the United States, residing in Philadelphia, Pennsylvania, have invented a certain Improved Cabinet-Commode, of which the following is a specification.

My invention relates to a cabinet commode for use in bed-rooms or other apartments, my invention comprising certain details in the construction of such a commode, with the view of rendering it especially available for the different purposes for which it is likely to be used, and with the further view of preventing the escape of noxious odors into the room in which the commode is placed.

In the accompanying drawings, Figure 1 is a perspective view of a cabinet-commode constructed in accordance with my invention, the various parts being adjusted so as to illustrate their construction as clearly as possible. Fig. 2 is a front view of the commode with the doors open. Fig. 3 is a section of Fig. 2 on the line 1 2, and Fig. 4 is a view showing modifications of my invention.

The commode is contained in a cabinet or closet, A, which can be ornamented as the taste of the designer may suggest, and which is provided with a pivoted top, B, and swinging doors D D in front; or it may have a single door instead of the double doors shown, although the latter are preferred.

To suitable guide-rails, *a*, on the base *b* of the cabinet are adapted the lower bars, *d*, of a frame, F, which carries the soil-pan or chamber-vessel G, and above this frame is a seat, H, which is free to slide on guide-rails *f* at the sides of the cabinet, and is provided with opposite arms *l l*.

Under ordinary circumstances the seat H is confined to the frame F by means of a latch, *g*, having a knob, *h*, so that both the frame and seat are withdrawn from the cabinet together, the object of withdrawing the commode from the cabinet being to prevent that cramping or confinement of the arms of the person using the commode which would result if the latter were not so withdrawn, for it should be understood that in order to prevent the size of the cabinet from exceeding proper limits the width of said cabinet is no greater than is actually necessary for the reception of the seat H.

The arms *l* serve not only as a means of sup-

porting the arms of the person using the commode when the latter is withdrawn from the cabinet, but they also provide a ready means of withdrawing the commode from the cabinet when the doors of the latter are opened.

If it is desired to use the pan G simply as a urinal, the frame F may be unlocked from the seat by turning down the latch *g*, and said frame withdrawn separately, as shown in Fig. 1, so as to avoid the risk of soiling the seat.

In order to provide an upper bearing for the frame F, and also to guide and steady the seat on said frame F when the two are drawn together from the cabinet, I provide the frame F at the top with opposite guide-rails, *i*, upon which bear ribs *m* on the under side of the seat, as shown in Fig. 2.

In order to prevent the escape of noxious odors from the pan or vessel G into the cabinet, and thence into the room in which it is contained, I provide a disinfecting-vessel, J, the lower portion of which is constructed so as to fit snugly to the upper portion of the pan G, said vessel containing charcoal, dry earth, or other absorbent disinfectant, and being preferably provided with a perforated bottom, *n*, so that by agitating the vessel a portion of its contents can be discharged onto the contents of the pan G.

The frame F is made longer than is necessary for the reception of the pan G, the object of this construction being to permit the use of the bidet-pan M, which is carried by a frame, N, the latter, when the bidet-pan is in use, resting upon the top of the frame F, which is drawn out from under the seat H. When not in use, the frame of the bidet-pan is adapted to cleats *p* on the under side of the hinged top of the cabinet.

The structure described forms an article of furniture which, owing to its compactness and the facility afforded for imparting to it an ornamental external appearance, is adapted for use in private bed-rooms, while the convenience of the structure renders it especially available for the use of aged persons and invalids.

The cabinet may be lined throughout with metal, so as to prevent the absorbing of odor by the wood and facilitate the cleansing of said cabinet, and in some cases a close box may take the place of the skeleton frame F,

this box being also preferably lined with metal, as shown in Fig. 4.

When the use of the latch *g* is not desired, a strip, *w*, may be secured to the under side of the seat *H*, at the rear edge of the same, as also shown in Fig. 4, so that on pulling forward the seat the strip will bear upon the rear of the box or frame *F* and cause it to be likewise withdrawn, the seat being then shoved back, if desired, without moving the frame or box *F*.

The lid *B* may be a permanent lid, if desired, so as to form a stand or table for bedroom use.

I claim as my invention—

1. The combination of the cabinet with the commode frame and seat independent of each other and independently guided in the cabinet, as described, whereby the frame and seat can be withdrawn together, or the frame can be withdrawn separately without disturbing the seat, all substantially as specified.

2. The combination of the cabinet and the commode frame and seat independent of each other with a locking device, whereby they

may be caused to move together, all substantially as specified.

3. The combination of the cabinet, the sliding commode-frame having opposite rails *i*, and the sliding seat having bars *m*, bearing upon and forming guides for said rails *i*, all substantially as specified.

4. The combination of the oblong commode-frame and the seat free to be removed therefrom with the bidet-pan having a frame adapted to rest upon said commode-frame, all substantially as specified.

5. The combination of the cabinet having confining-cleats on the under side of the cover, the sliding commode having a movable seat, and the bidet-pan and its frame, the latter being adapted to the commode-frame and to the cleats, all substantially as specified.

In testimony whereof I have signed my name to this specification in the presence of two subscribing witnesses.

ENOCH S. FARSON.

Witnesses:

WILLIAM F. DAVIS,  
HARRY SMITH.