

(No Model.)

J. T. GRAMER.
SCRUBBING BRUSH HOLDER.

No. 345,893.

Patented July 20, 1886.

Fig. 1

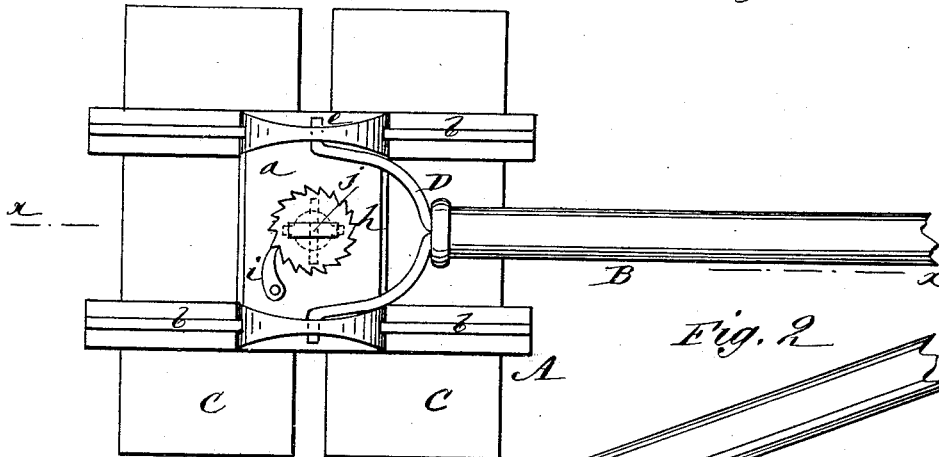


Fig. 2

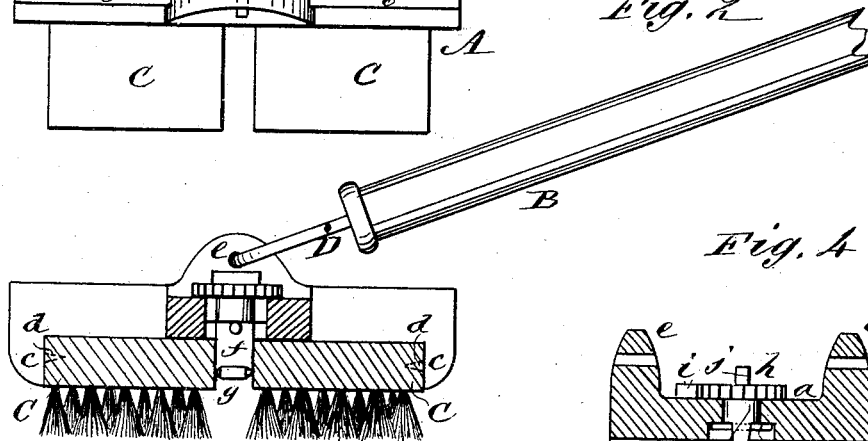


Fig. 4

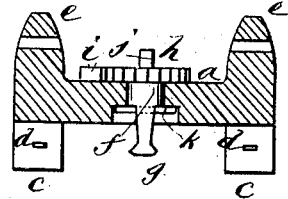
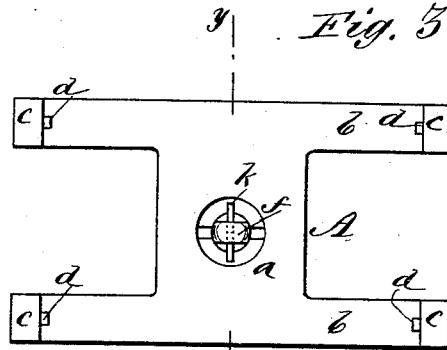


Fig. 5



WITNESSES:

C. Neveu
to Sedgwick

INVENTOR:

J. T. Gramer
BY *Munn & Co*

ATTORNEYS.

UNITED STATES PATENT OFFICE.

JOHN T. GRAMER, OF BOWMANSVILLE, PENNSYLVANIA.

SCRUBBING-BRUSH HOLDER.

SPECIFICATION forming part of Letters Patent No. 345,893, dated July 20, 1886.

Application filed March 17, 1886. Serial No. 195,333. (No model.)

To all whom it may concern:

Be it known that I, JOHN T. GRAMER, of
Bowmansville, in the county of Lancaster and
State of Pennsylvania, have invented a new
and useful Improvement in Scrubbing-Brush
5 Holders, of which the following is a specifica-
tion, reference being had to the annexed draw-
ings, forming a part thereof, in which—

Figure 1 is a plan view. Fig. 2 is a trans-
verse section taken on line *xx* in Fig. 1. Fig.
3 is an inverted plan view of the brush-clamp.
Fig. 4 is a transverse section taken on line *yy*
in Fig. 3.

Similar letters of reference indicate corre-
sponding parts in the different figures of the
drawings.

The object of my invention is to provide a
holder for scrubbing-brushes, in which the
brushes may be readily clamped in position
for use, and from which they may be easily
removed.

My invention consists in a yoke having
downwardly-projecting arms provided with
spurs extending inward toward the center of
the yoke and adapted to engage the edges of
the scrubbing-brushes, and a cam journaled
in the yoke and adapted to press the scrub-
bing-brushes in opposite directions against the
spurs of the yoke, as hereinafter more fully
described.

The yoke A is formed of a central cross-bar,
a, and two parallel side bars, *b*, cast integrally
with the cross-bar *a*, and provided with down-
wardly-projecting arms *c*, on the inner faces
of which spurs *d* project toward the center of
the yoke. Upon the back of the yoke are
formed two ears, *e*, for receiving a bail, D, the
bail being provided with a tang, which is in-
serted in the handle B, by which the brush-
holder is held.

In the center of the cross-bar *a* is journaled
a short shaft, *f*, carrying on its lower end a
cam, *g*, and upon its upper end, above the
cross-bar, a ratchet-wheel, *h*, which is engaged
by a pawl, *i*, pivoted to the back of the cross-

bar *a*. The ratchet-wheel *h* is provided with
a cross-bar, *j*, by which it is turned, and the
shaft *f* is held in place in the cross-bar *a* by a
pin, *k*, which is received in a recess in the
under side of the cross-bar *a*.

The cam *g* is oblong in form, and it is pro-
vided with beveled edges, which are adapted
to bite into the edges of the scrubbing-brushes
C, which are placed between the arms *c* and
the cam *g*.

When the brushes are placed in the posi-
tion indicated, and the shaft *f* is turned, the
cam *g* is brought into engagement with the
edges of the brushes C, pushing them laterally
against the spurs *d*, and at the same time
forming indentations for itself in the edges of
the brushes, which gives the cam a secure
hold on the brushes. When the cam is brought
in this manner into engagement with the edges
of the brushes, the pawl *i* is received in one of
the notches of the ratchet-wheel *h*, thus hold-
ing the cam in the position in which it is
placed. By shifting the handle B or turning
it on its bail the holder may be reversed.

Having thus described my invention, what
I claim as new, and desire to secure by Letters
Patent, is—

1. A scrubbing-brush holder formed of the
yoke A, having the cross-bar *a* and longi-
tudinal bars *b*, terminating in arms *c*, pro-
vided with spurs *d*, and the central cam, sub-
stantially as described, for clamping the scrub-
bing-brushes between the arms *c*.

2. The combination of the yoke A, provided
with side bars, *b*, arms *c*, and inwardly-pro-
jecting spurs *d*, the shaft *f*, carrying the cam
g and ratchet-wheel *h*, and the pawl *i*, pivoted
to the cross-bar of the yoke and arranged to
engage the ratchet-wheel *h*, substantially as
herein shown and described.

JOHN T. GRAMER.

Witnesses:

ELIAS ZIEGLER,
F. S. STOVER.