

(No Model.)

A. CHAMBERS.

BOOT OR SHOE.

No. 347,090.

Patented Aug. 10, 1886.

Fig. 1.

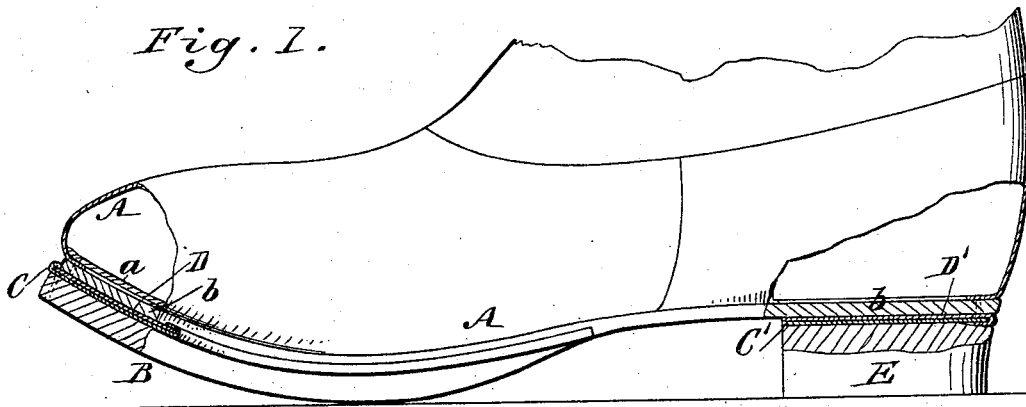


Fig. 2.

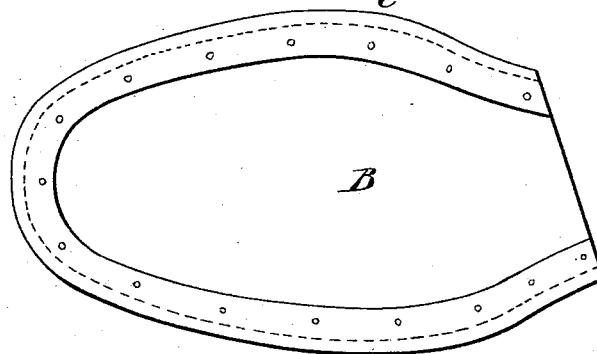
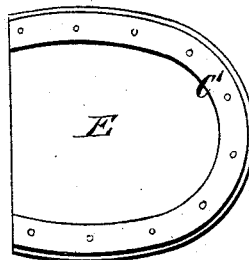


Fig. 3.



WITNESSES:

John M. Deemer
C. Sedgwick

INVENTOR:

A. Chambers
BY *Munn & Co*
ATTORNEYS.

UNITED STATES PATENT OFFICE.

ARTHUR CHAMBERS, OF NEW YORK, N. Y.

BOOT OR SHOE.

SPECIFICATION forming part of Letters Patent No. 347,090, dated August 10, 1886.

Application filed December 7, 1885. Serial No. 184,926. (No model.)

To all whom it may concern:

Be it known that I, ARTHUR CHAMBERS, of the city, county, and State of New York, have invented certain new and useful Improvements in Boots and Shoes, of which the following is a full, clear, and exact description.

This invention has more particularly for its object the resoling and reheeling of boots and shoes at a greatly-reduced expense, and much more rapidly and conveniently than under the ordinary mode of repairing.

It is well known that the upper of a boot or shoe outlasts its sole, or sole and heel, and that to get the full wear of boots or shoes the soles, and often the heels also, require to be renewed. The cost of doing this by the ordinary mode of repairing is considerable, owing, principally, to the time consumed and the fact that the soles, &c., have to be cut and put on by hand in a very tedious manner. By my invention the soles and heels can be put on not only at a greatly-reduced cost and in very much less time, but by the wearer himself, or any one having only a slight knowledge of tools.

The invention, taking a general view of the article, consists in the construction and arrangement of parts, as will be hereinafter fully described and claimed.

Reference is to be had to the accompanying drawings, forming part of this specification, in which similar letters of reference indicate corresponding parts in all the figures.

Figure 1 represents a partly broken and sectional side view of a boot or shoe having my invention applied. Fig. 2 is a top or inner face view of the outer sole with marginal plate thereon, as the same appears before putting on the sole, and Fig. 3 a similar view of the heel detached.

A indicates the upper of a boot or shoe, to which may be attached an insole, *a*, and *b* represents the welt.

B is the sole proper, or outer sole, which, before applying it to the boot or shoe, has a marginal strip or plate, C, of copper or other suitable and flexible metal, secured in any suitable manner on the top or inner surface of the sole B, said plate projecting about one-eighth of an inch (more or less) beyond the edges of the sole, as shown by dotted lines in Fig. 2. Attached also to the welt *b*, likewise insole *a*, if desired, and to the inturned portion

of the upper A, is another similar marginal strip or plate, D, of brass or other suitable metal, arranged to project about one-eighth of an inch beyond the welt. This marginal plate D may be of less width than the marginal plate C on the sole, and, although not seen in Fig. 2, corresponds, or thereabout, to the width of the plate C from its inner margin to the dotted lines, which indicate the edge of the sole in said figure, so that when the sole is applied to the boot or shoe the outer edge of the marginal plate C extends beyond the outer edge of the marginal plate D.

To secure the sole to its place on the boot or shoe, the portion of the plate C which projects beyond the edge of the sole B on the upper surface thereof is, by any suitable means or appliances, bent or turned up over the portion of the plate D which projects beyond the welt *b*, as shown at the toe end of the boot or shoe in Fig. 1.

Soles provided with an upper marginal plate, C, may be kept in stock or sold separately for attachment, as required, when the boot or shoe needs to be resoled.

E is the heel, also made detachable, and fitted to the boot or shoe in a substantially similar manner, though slightly differing in matters of detail. Thus the heel E has on its upper or inner surface an attached marginal plate, C', preferably arranged to stop short on its outer edge of the edge of the heel. This plate, when fitting the heel to its place, is made to slide into and engage with another marginal plate, D', secured to the under side of the heel portion of the upper and welt. This plate D' is bent down and inward on its outer edge portion, to form a groove, as it were, for the plate C' to fit into and lock with, any additional securing means being used, if desired. In this way or by these means a boot or shoe may be quickly, cheaply, and easily repaired when its sole, or sole and heel or tread portions give out.

This invention should not be confounded with a boot or shoe provided with a mere sole-plate extended and turned downward to form a tip-protecting plate, as has heretofore been used, and which is not the purpose of my invention; nor yet should it be confounded with a boot or shoe having two metallic soles with a thin leather sole interposed, and all three

layers placed between the inner and outer soles; neither does my invention correspond to a boot or shoe having a sheet-metal outer sole constructed with spurs or lips round its edge for attachment to the boot or shoe; and in the matter of the heel attachment, it essentially differs from a combination, with a heel-seat plate, detachable heel, and detachable top lift, of a pivoted catch adapted to secure at once the heel to the heel-seat plate and the top lift to the heel, as likewise has before been used.

My invention not only differs, so far as the sole at least is concerned, in the purpose or object sought to be attained from the above-referred to constructions, but it essentially differs in the construction and combination of its parts, as described.

Having thus described my invention, what I claim as new, and desire to secure by Letters Patent, is—

1. In a boot or shoe, the combination, with the upper A and its welt b, of the attached marginal plate D, arranged to project beyond the welt, the detachable sole B, and the marginal plate C, attached to the upper surface of said sole, and having projecting outer edge portions bent or turned over the outer projecting marginal portion of the plate D, essentially as shown and described.

2. The boot or shoe sole B, having an attached marginal flexible metal plate, C, upon its upper surface, and arranged to project beyond the edges of said sole, substantially as and for the purposes herein set forth.

ARTHUR CHAMBERS.

Witnesses:

A. GREGORY,
C. SEDGWICK.