

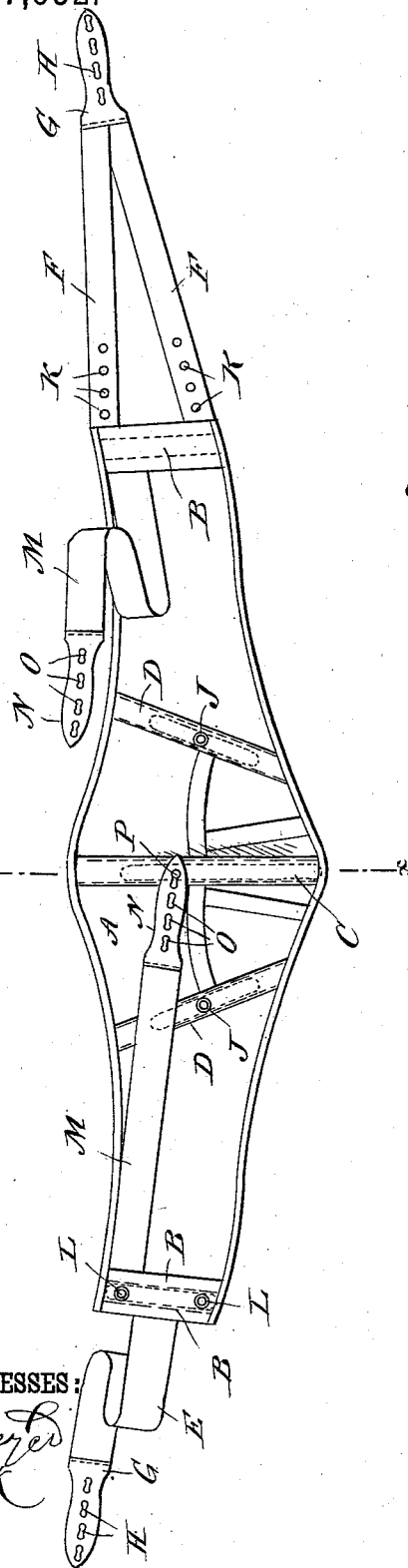
(No Model.)

W. & J. TEUFEL.
ABDOMINAL BANDAGE.

No. 347,532.

Patented Aug. 17, 1886.

Fig. 1.



WITNESSES:
Otto Berger
W. Sedgwick

Fig. 3.

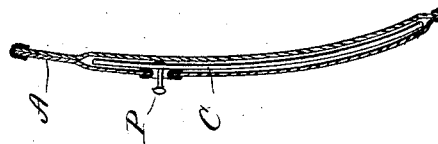
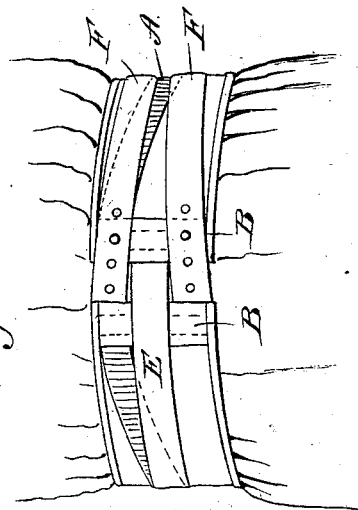


Fig. 2.



INVENTOR:
W. Teufel
J. Teufel
BY *Munn & Co.*
ATTORNEYS.

UNITED STATES PATENT OFFICE.

WILHELM TEUFEL AND JULIUS TEUFEL, OF STUTTGART, GERMANY.

ABDOMINAL BANDAGE.

SPECIFICATION forming part of Letters Patent No. 347,532, dated August 17, 1886.

Application filed January 4, 1886. Serial No. 187,527. (No model.)

To all whom it may concern:

Be it known that we, WILHELM TEUFEL and JULIUS TEUFEL, both of Stuttgart, Germany, have invented a new and Improved Abdominal Bandage, of which the following is a full, clear, and exact description.

The object of our invention is to provide a new and improved abdominal bandage, which is so constructed that it can be closed at the sides of the body, and which can be used effectively for various maladies.

The invention consists in the construction and combination of parts and details, as will be fully described and set forth hereinafter, and then pointed out in the claim.

Reference is to be had to the accompanying drawings, forming a part of this specification, in which similar letters of reference indicate corresponding parts in all the figures.

Figure 1 is a longitudinal perspective view of our improved abdominal bandage, the same being opened. Fig. 2 is a perspective view of the same closed and on the body. Fig. 3 is a cross-sectional view of the same on the line *x x*, Fig. 1.

The bandage A, which is made of any suitable material or fabric, decreases in width from the middle to the ends, and is provided at each end with two metal or other stays, B, extending from the top to the bottom edge, and at the middle it is provided with the stay C, extending from the top to the bottom edge. At both sides of the said central stay, C, it is provided with the inclined stays D.

On one end of the bandage the single strap or belt E is secured, and to the other end the V-shaped belt F is secured, and to the free end of each belt or strap E and F a piece, G, of leather or other suitable material is secured, which is provided with a series of short longitudinal slots, H.

From each inclined stay D a pin or headed stud, J, projects, which also projects from the face of the bandage, and which can be passed through the slots in the pieces G.

The shanks of the V-shaped strap or belt F are provided at their inner ends with a series of apertures, K, and on the opposite end of the

bandage the headed studs L are provided, which can be passed through the said apertures K; but the said apertures K and the studs L may be omitted, if desired.

The bandage may be provided with an additional belt, M, which is secured to the belt at the upper edge and at one end, and has the leather piece N, provided with the longitudinal slots O, secured on its free or inner end, and a headed stud, P, projects from the central stay, C, and can be passed through the slots O in the piece N.

The belt M need only be provided in case the patient suffers from moving kidneys, and one or two such belts M may be provided, according to the number of moving kidneys.

The bandage is passed around the body, the strap E is passed through the V-shaped strap F, and the two straps are drawn tight over the bandage and their ends fastened on the pins or studs J; and, if desired, the studs L may be passed through the apertures K.

The bandage is thus closed at the sides of the body, instead of at the back or front of the body, which is a very great advantage, as the side fastening is much more convenient.

Having thus described our invention, what we claim as new, and desire to secure by Letters Patent, is—

The combination of an abdominal belt, an elastic lock-girth attached to the front part of the same, means for attaching the ends of the same to the sides of the belt, a strap attached to one end of the belt, two perforated straps attached to the other end of the belt, studs at the opposite end of the belt for attaching said perforated straps, a buckling device for connecting the end straps, and a retaining device at the lower front part of the belt for said end straps, substantially as set forth.

WILHELM TEUFEL.

JULIUS TEUFEL.

Witnesses for W. Teufel:

WILH. BECKER,

FRIED. ZIMMERMANN.

Witnesses for J. Teufel:

OSCAR F. GUNZ,

C. SEDGWICK.