

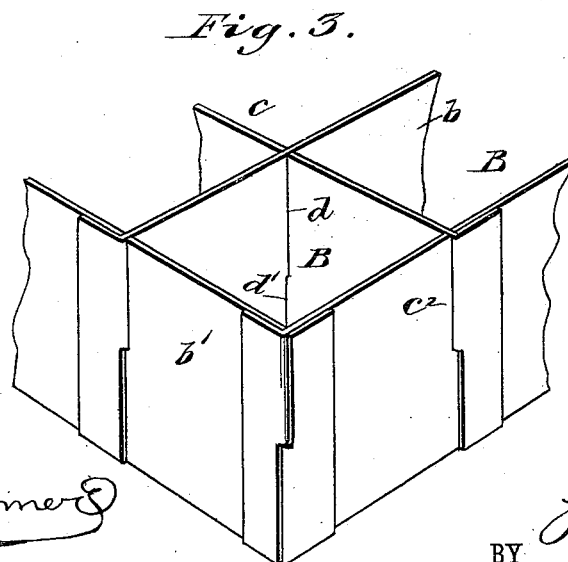
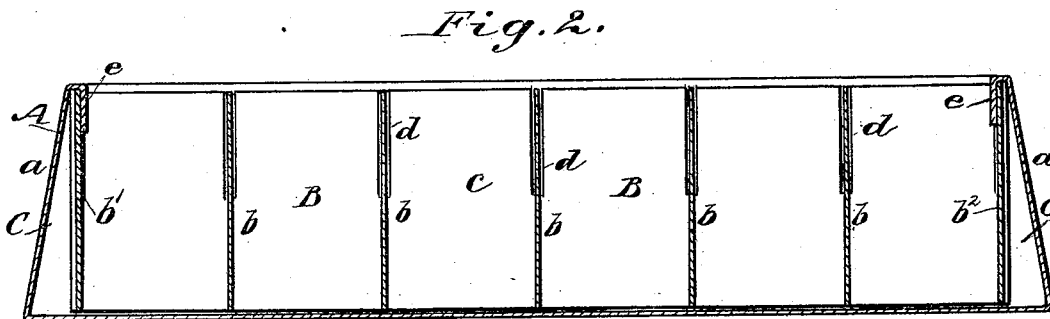
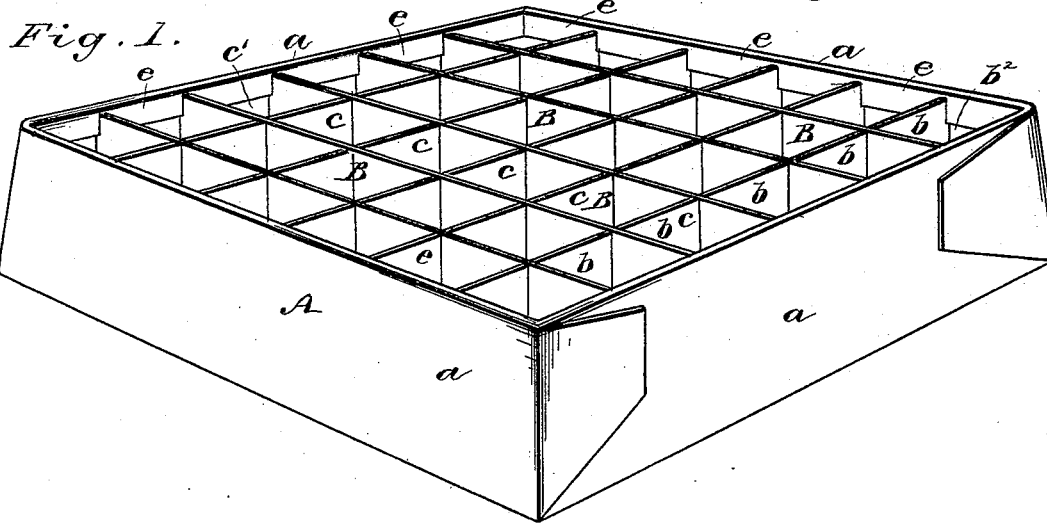
(No Model.)

J. SHIBLEY.

EGG CARRIER.

No. 347,835.

Patented Aug. 24, 1886.



WITNESSES:

John M. Reame
C. Sedgwick

INVENTOR:

J. Shibley
BY *Munn & Co*
ATTORNEYS.

UNITED STATES PATENT OFFICE.

JOHN SHIBLEY, OF NEW YORK, N. Y.

EGG-CARRIER.

SPECIFICATION forming part of Letters Patent No. 347,835, dated August 24, 1886.

Application filed January 16, 1886. Serial No. 189,751. (No model.)

To all whom it may concern:

Be it known that I, JOHN SHIBLEY, of the city, county, and State of New York, have invented a new and Improved Egg-Carrier, of which the following is a full, clear, and exact description.

My invention relates to that class of egg-carriers which are made with pockets or cells to hold the eggs, and usually made of pasteboard or other thin material. Heretofore the cells of such egg-carriers have been made rigid, and held rigidly in the frame or tray that surrounds them. This is objectionable, as the walls composing the cells are thus made so firm that the eggs are liable to be broken from contact with them, and the eggs, being held between unyielding walls, are subjected to such motion and jar in transportation as is liable to injure the quality of the eggs.

The object of my invention is to overcome this difficulty; and to this end my invention consists, principally, in constructing the carrier to permit the cells to yield to the weight of the eggs.

Another object is to strengthen the construction of the carrier, which is accomplished by securing the cells in the tray by folding the upper edge of the latter over the outer rows of cells, thus forming a stiffening or strengthening rim about the upper edges of the carrier.

The invention also consists of the special construction of the tray and cells, all as hereinafter described and claimed.

Reference is to be had to the accompanying drawings, forming a part of this specification, in which similar letters of reference indicate corresponding parts in all the figures.

Figure 1 is a perspective view of my new and improved egg-carrier. Fig. 2 is a sectional elevation of the same; and Fig. 3 is a detailed perspective view showing the preferred construction of the cells.

A represents a shallow box or tray, made by preference of pasteboard, and B B represent a series of cells, of suitable size to hold eggs, located within the tray A. Between the cells and the tray is a space, C, to permit the cells to yield slightly as the weight of the eggs shifts in the cells, so the eggs will not break, and so they will not be subjected to sudden

jar or motion, but will be cushioned, as it were, in the cells. In order to form the spaces C, I form the tray A with its side walls, *a*, inclined inward and the cells with vertical walls. The cells are formed of the parallel strips *b b'* and the opposite strips, *c c'*, oppositely slotted, as shown at *d d'*, to be locked together at right angles to each other. The whole are held in place in the tray A by the tongues *e*, formed at the upper edges of the walls *a* of the tray A, being folded over and secured to the upper edges of the outer strips, *b' b'* and *c' c'*, composing the cells. In this manner the cells are held in the tray only at their upper edges, as the lower edges of the walls composing them are not attached to the bottom of the tray, but are free to move in either direction, which the spaces C permit. The walls *b' b'* and *c' c'* in this manner, being bound at their upper edges and free at their lower edges, and unsupported at their outer surfaces, act as cushions or springs to all the eggs placed in the cells, so they will be relieved from all sudden jar and danger of being broken from ordinary handling. The walls *a* being inclined inward form a very firm and strong tray, and the tongues *e*, being made integral with the side walls and folded over the outer strips of the cells, form a kind of rim at the top of the carrier, which greatly increases its rigidity and durability. The ends of the strips or opposite partitions, *b c*, composing the cells, at their ends where they reach beyond the outer walls, *b' b' c' c'*, are folded flat against the said walls and pasted down, as shown in Fig. 3, so that all of the strips composing the cells are thus united, and the outer walls act to cushion all the eggs in the carrier.

Having thus fully described my invention, I claim as new and desire to secure by Letters Patent—

1. In an egg-carrier, the cells B B, having yielding side walls, in combination with the tray A, constructed to form a space, C, about the cells, substantially as and for the purpose set forth.

2. The tray A, having inwardly-inclined side walls, *a*, in combination with a series of cells, B, formed in the tray, substantially as described.

3. The tray A, formed with tongues e, in combination with the cells B, the tongues being folded over the outer strips composing the cells, substantially as and for the purposes set forth.

4. The tray A, made with inclined side walls and formed with tongues e, in combination

with the strips forming the cells placed vertically in the tray and held by the tongues e, substantially as described.

JOHN SHIBLEY.

Witnesses:

H. A. WEST,
C. SEDGWICK.