

(No Model.)

M. KOSMINSKI.

MUFF.

No. 347,879.

Patented Aug. 24, 1886.

Fig. 1.

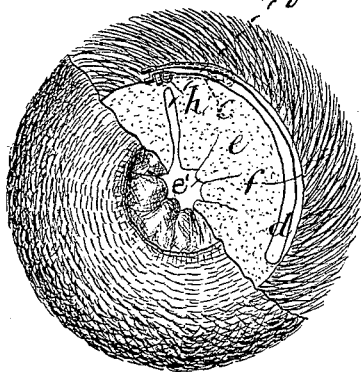


Fig. 2.

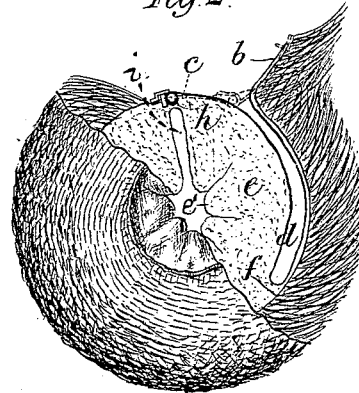


Fig. 3.

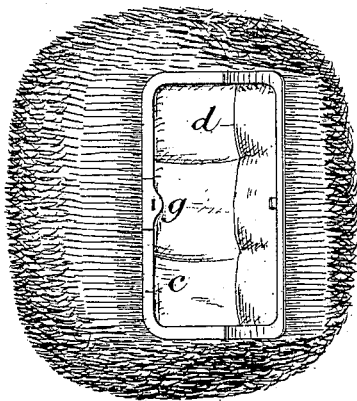


Fig. 4.

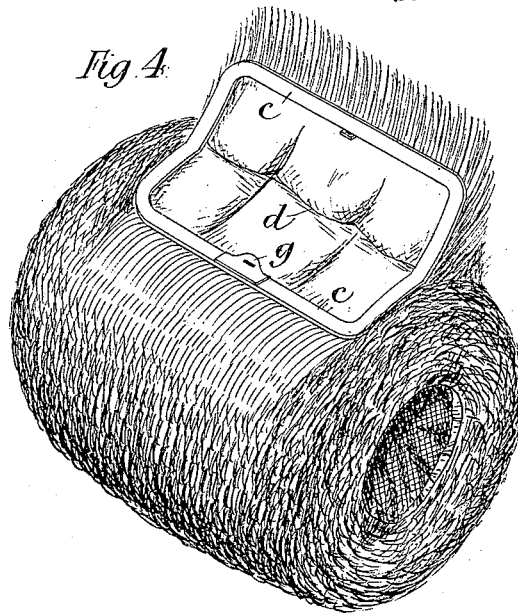


Fig. 5.

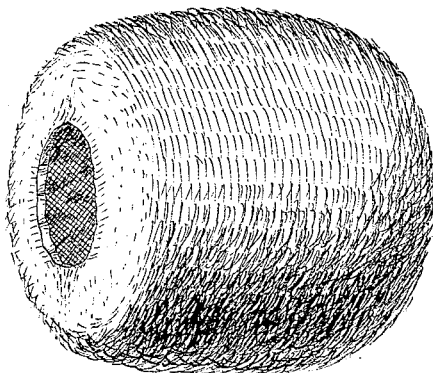


Fig. 6.


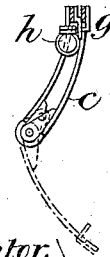


Fig. 7.



Witnesses
Will P. Norton
R. B. Washington

Martin Kosminski, Inventor.
By John J. Halsted & Son
his Attys

UNITED STATES PATENT OFFICE.

MARTIN KOSMINSKI, OF LONDON, ENGLAND.

MUFF.

SPECIFICATION forming part of Letters Patent No. 347,879, dated August 24, 1886.

Application filed March 10, 1886. Serial No. 194,714. (No model.)

To all whom it may concern:

Be it known that I, MARTIN KOSMINSKI, residing at London, England, have invented new and useful Improvements in or Applicable to Muffs, of which the following is a specification.

This invention relates to providing ladies' muffs with an interior bag so arranged that when closed the bag is not visible, the muff having the appearance of an ordinary muff, means being also provided to allow of the bag of the muff being opened from the inside of the muff only, thereby lessening the risk of the wearer being robbed of the contents of the bag by another person opening it from the outside.

In order to enable my invention to be fully understood, I will proceed to describe the same by reference to the accompanying drawings, in which—

Figure 1 is an end view, partly in section, of my improved combined muff and bag, showing the interior bag in a closed position. Fig. 2 is a similar view, but showing the bag open. Fig. 3 is a plan of Fig. 2. Fig. 4 is a perspective view of the muff, also showing the bag in an open position. Fig. 5 is a similar view to Fig. 4, but showing the muff closed. Figs. 6 and 7 represent a front elevation and transverse section of the spring bag-frame with which my improved muff is provided.

Similar reference-letters indicate similar parts throughout the figures of the drawings.

In carrying out this invention I employ a muff manufactured in the ordinary manner, but formed with an opening, as shown in Figs. 1, 2, 3, and 4, the said opening being closed by a flap or cover, *b*. In the said opening I fix a spring bag-frame, *c*, (shown detached in elevation and transverse section at Figs. 5 and 6,) the said frame being provided with a bag or pocket, *d*, connected to the frame in the usual manner and placed between the padding *e* of the muff and the lining *f* thereof, as clearly

shown in Figs. 1 and 2. The lock *g* of the bag-frame *c* is placed on the under side of the bag-frame in such a manner that when the bag is closed, as shown in Fig. 1, the spring-knob *h* of the lock can be easily pressed from the interior of the muff by reaching the hand up into the unstuffed space *i*, which extends from the center of the muff nearly to the knob, and the bag will automatically fly open into the position shown in Figs. 2, 3, and 4, so as to allow of any articles being placed in or removed therefrom, when the bag can be again closed, and, as shown in Fig. 5, the muff will then present the appearance of an ordinary lady's muff, no bag being visible.

This improved combined bag and muff is very simple in its action, and will be found to be convenient in use, combining as it does in one an ordinary muff and a useful and serviceable bag, which can only be opened by the wearer or other person knowing the peculiarity of the same.

Having now described my invention and the manner of performing the same, what I claim is—

1. In combination, a muff having a concealed bag within it and adapted to be opened from the inside of the muff without removing the hand, and a bag-frame on such bag provided with a concealed self-locking spring-lock located under and in line with the top of the frame, and having its unlocking pin or plug arranged to be pushed endwise, as set forth.

2. In a muff combined with a bag concealed therein and arranged to be opened by pressure from the inside of the muff, a muff-lining having the unstuffed space *i*, adapted for admitting the hand for actuating the bag-opening device, all as set forth.

MARTIN KOSMINSKI.

Witnesses:

G. T. REDFERN,
A. ALBUTT.