

(No Model.)

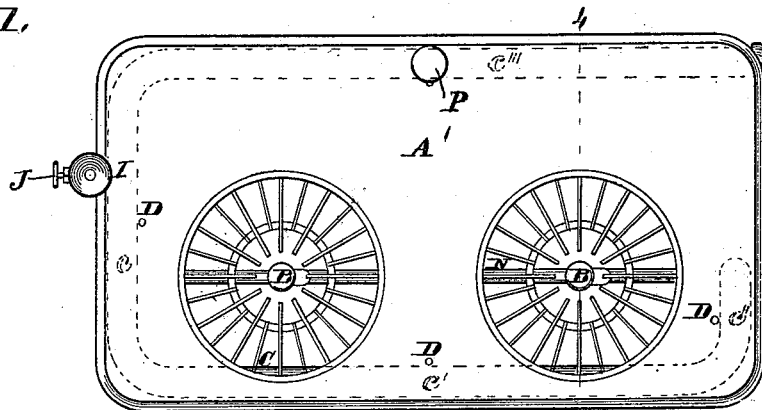
C. A. WILLIAMSON.

GASOLINE STOVE.

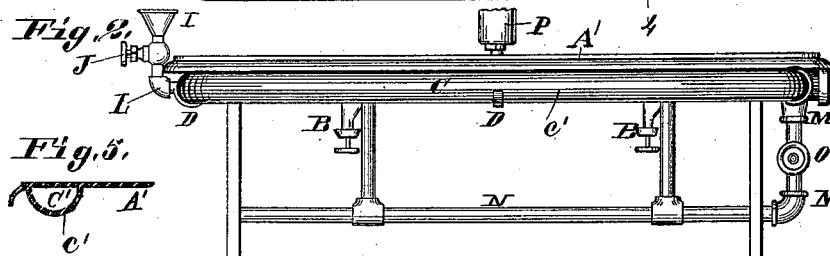
No. 348,082.

Patented Aug. 24, 1886.

*Fig. 1.*



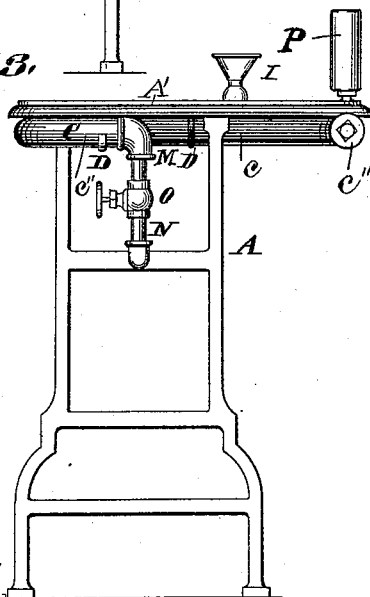
*Fig. 2.*



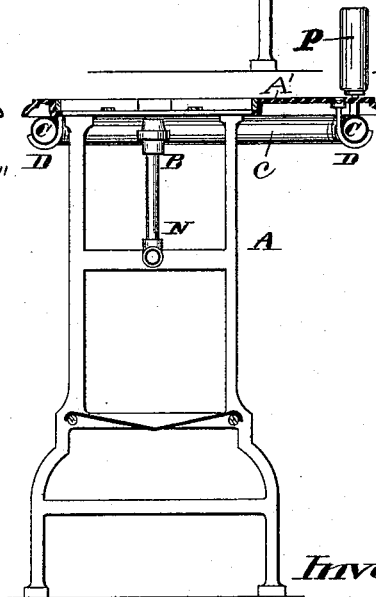
*Fig. 3.*



*Fig. 3.*



*Fig. 4.*



*Attest:*

*Charles Fickles*

*Geo. L. Wheelock.*

*Inventor:*

*C. A. Williamson*

*By Knight Bros*  
*attys.*

# UNITED STATES PATENT OFFICE.

CATHERINE A. WILLIAMSON, OF ST. LOUIS, MISSOURI.

## GASOLINE-STOVE.

SPECIFICATION forming part of Letters Patent No. 348,082, dated August 24, 1886.

Application filed June 5, 1885. Serial No. 167,764. (No model.)

*To all whom it may concern:*

Be it known that I, CATHERINE A. WILLIAMSON, of the city of St. Louis, in the State of Missouri, have invented a certain new and useful Improvement in Gasoline-Stoves, of which the following is a full, clear, and exact description, reference being had to the accompanying drawings, forming part of this specification, and in which—

Figure 1 is a top view of my improved stove. Fig. 2 is a front view. Fig. 3 is an end view, and Fig. 4 is a vertical transverse section taken on line 4 4, Fig. 1. Fig. 5 is a modification.

My invention relates to the oil-reservoirs of gasoline-stoves; and my invention consists in features of novelty hereinafter fully described and pointed out in the claims.

Referring to the drawings, A represents the frame of a gasoline-stove which may be of any suitable construction, having an ordinary top or table, A', and provided with any form of burners B.

My invention consists in a main pipe or oil-reservoir, C, having end portions, *c* and *c'*, front portion, *c'*, and rear portion, *c''*, located on line or nearly on line with the burners in a horizontal position formed, preferably, of gas-pipe and placed against the top of the stove, where it is held by hooks D, depending from the top, an end portion, *c*, of the pipe being provided with a supply-funnel, I, having a valve, J, and being connected to the pipe by an elbow or coupling, L, and the other end portion, *c''*, of the pipe being connected by means of an elbow or coupling, M, to a supply-pipe, N, that leads to the burners, and is provided with a valve, O. Either the funnel or the pipe N may be provided with a wick if desired, no novelty being claimed therein. A main pipe or oil-reservoir thus formed and located is low down within easy reach for filling, and does not require pressure to force the oil to the burners.

The main pipe or oil-reservoir has an air-chamber, P, connected to it, into which the air is displaced when the oil is poured into the main pipe or oil-reservoir, and which acts to give an even flow to oil and gas of the burners.

If preferred, the main pipe C may be cast in one piece with the top of the stove, as shown at *c'* in Fig. 5.

The main pipe or oil-reservoir C can be very quickly and cheaply attached to gasoline-stoves in use.

I claim as my invention—

1. The combination, with a gasoline-stove frame having a table, A', of an oil-reservoir consisting of a main pipe supported in horizontal position against the table, having a feeding funnel, and a supply-pipe, N, connected to the main pipe, having a burner, substantially as described.

2. The combination, with a gasoline-stove frame having a table, A', of an oil-reservoir supported against the table, consisting of a main pipe, C, formed with end portions, *c* and *c'*, rear portion, *c''*, and front portion, *c'*, a feeding-funnel, and a supply-pipe, N, connected to the main pipe, provided with a burner, substantially as described.

3. The combination, with a gasoline-stove frame having a table, A', of a main pipe, C, forming a reservoir secured against the table, a feeding-funnel, I, valve J, coupling L, and a supply-pipe, N, connected to the main pipe, provided with a burner, substantially as described.

4. The combination, with a gasoline-stove frame having a table, A', of a main pipe, C, secured against the table, a funnel, I, valve J, coupling L, supply-pipe N, having a burner, coupling M, and valve O, substantially as described.

5. The combination, with a gasoline-stove, of a main pipe, C, formed with end portions, *c* and *c'*, rear portion, *c''*, and front portion, *c'*, a feeding-funnel, and an air-chamber, P, substantially as described.

6. The combination, with a gasoline-stove, of a main pipe forming a reservoir against the table of the stove, funnel I, coupling L, valve J, coupling M, and valve O, substantially as described.

CATHERINE A. WILLIAMSON

Witnesses:

SAML. KNIGHT,  
JOSEPH WAHLE.