

(No Model.)

J. WOLF.

BAG, SATCHEL, &c.

No. 348,085.

Patented Aug. 24, 1886.

Fig. 1.

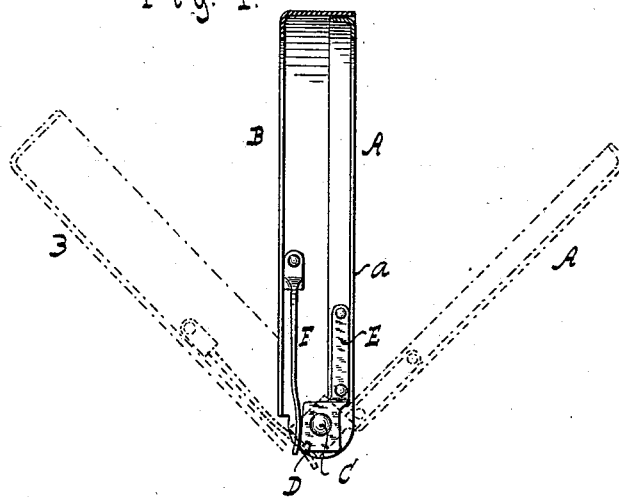


Fig. 2.

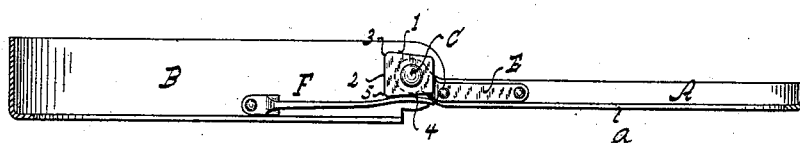



Fig. 3.



WITNESSES:

A. Fisher du Faur, Jr.  
William Miller

INVENTOR

Josef Wolf

BY

Y  
Van Gantvoord & Haaff

ATTORNEYS

# UNITED STATES PATENT OFFICE.

JOSEF WOLF, OF HOBOKEN, NEW JERSEY.

## BAG, SATCHEL, &c.

SPECIFICATION forming part of Letters Patent No. 348,085, dated August 24, 1886.

Application filed January 28, 1886. Serial No. 190,101. (No model.)

### *To all whom it may concern:*

Be it known that I, JOSEF WOLF, a citizen of the United States, residing at Hoboken, in the county of Hudson and State of New Jersey, have invented new and useful Improvements in Bags, Satchels, and Similar Articles, of which the following is a specification.

This invention relates to bags, satchels, and similar articles; and it consists in an improvement in means for keeping the same partially or fully open while they are being packed or unpacked, and also for keeping the same shut when the jaws have been closed.

The improvement consists in the formation on the end of the inner jaw of the frame of a bag or satchel, of a cam which is intersected by the pintle of the hinge on which the two jaws of the frame turn, the cam having straight sides and prominent angles, which are engaged by the free end of a spring-plate, whose other end is riveted to the other or outer jaw.

The construction and operation of the device are shown and described more fully in the following specification and the accompanying drawings, in which—

Figure 1 is an elevation of a cross-section of the frame of a bag or satchel, to which the improvement is applied, the dotted outlines showing the frame when opened half-way. Fig. 2 is a cross-section showing the frame fully open. Fig. 3 is a top view of one end of the frame, showing the frame when fully open.

Similar letters indicate corresponding parts.

The letters A B designate the jaws of the bag-frame, which are hinged to each other at their ends by means of the pintle C. Upon the inner side of the jaw A, opposite the hinge, is secured a cam, D, through which the pintle of the hinge extends, the end of the pintle being riveted on the inner side of the cam or otherwise suitably secured. The cam D is further secured to the jaw A by means of the arm E, which extends from the upper edge of the cam upward along the rim *a* of the jaw A, and is fastened to it by rivets or other suitable fastenings. The cam D is made

somewhat tapering, being widest at its lower end, but it may be made with straight instead of tapering sides. The cam has three working-faces, 1 2 4, against which the free end of the flat spring F bears, the spring being constantly in contact with one or another of said faces. The spring F is fastened at one end by riveting or other suitable fastening to the outer jaw, B, of the frame, being made and arranged so that its free end will extend down alongside the cam, and will exert pressure against the cam and in the direction of the hinge, whose pintle passes through the cam. When the jaws A B are closed, as shown in Fig. 1, the end of the spring bears against the face 1 of the cam and locks the jaws in that position until sufficient force is applied to the jaws to open them against the force of the spring, as is indicated in dotted outlines in Fig. 1, which shows the jaws A B to have been opened half-way, in which movement the face 1 of the cam and its angle 3 have passed the spring, and the spring bears against the face 2 of the cam, thereby holding the bag half-way open.

In Figs. 2 and 3 the jaws are shown fully open, the face 2 and angle 5 of the cam having passed the spring, so that the latter now bears against face 4 of the cam, and thereby locks the jaws in the fully open condition. Thus, by means of the spring and cam, and their peculiar combination with the jaws A B and their hinge, the bag or satchel is kept in a closed condition, or in a condition either half-way or fully open, as may be desired, and in advancing it from one condition to another no manipulation is required, except the exertion on the jaws of sufficient force to overcome the spring and turn the cam, to bring its different faces opposite the spring.

The cam may have more than three working-faces, if desired, for operating in connection with the spring, so that the bag may be opened to different degrees and held in such positions, as above explained.

What I claim as new, and desire to secure by Letters Patent, is—

The combination, with the jaws A B of a

bag or satchel frame, of the cam D, secured  
to the jaw A, and having working faces and  
angles, as described, the spring F, secured to  
the outer jaw, B, the cam being placed upon  
5 the hinge of the frame, and the spring bear-  
ing against the cam, substantially as shown  
and described.

In testimony whereof I have hereunto set  
my hand and seal in the presence of two sub-  
scribing witnesses.

JOSEF WOLF. [L. s.]

Witnesses:

MORITZ ISIDOR,  
E. J. SMITH.