

(No Model.)

H. HAAK.
BUTTER SHIPPER.

No. 348,557.

Patented Sept. 7, 1886.

Fig. 1.

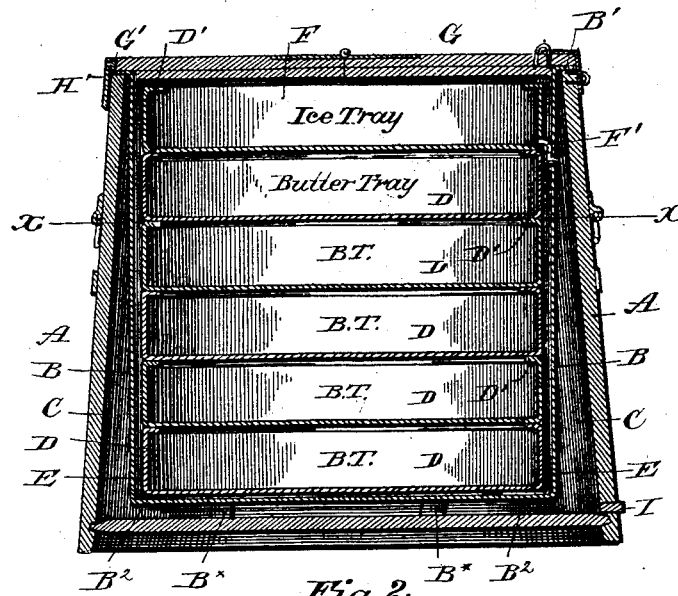


Fig. 2.

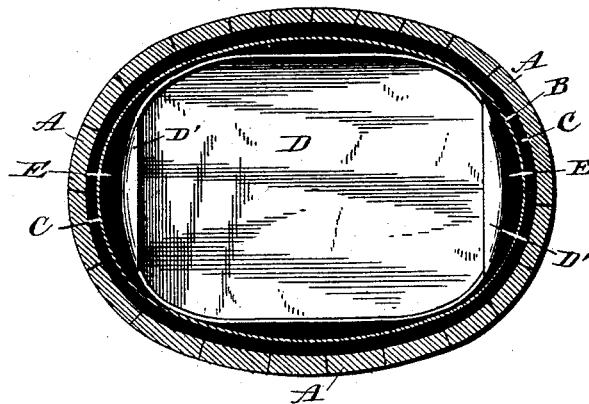
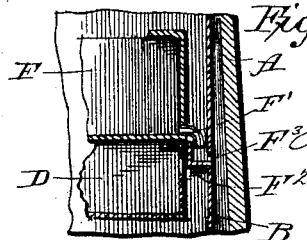


Fig. 3.



WITNESSES
S. C. Hill,
W. S. Duval.

Henry Haak
INVENTOR.
by E. B. Stocking
Attorney.

UNITED STATES PATENT OFFICE.

HENRY HAAK, OF PRESCOTT, PENNSYLVANIA.

BUTTER-SHIPPER.

SPECIFICATION forming part of Letters Patent No. 348,557, dated September 7, 1886.

Application filed June 26, 1886. Serial No. 206,342. (No model.)

To all whom it may concern:

Be it known that I, HENRY HAAK, a citizen of the United States, residing at Prescott, in the county of Lebanon, State of Pennsylvania, have invented certain new and useful Improvements in Butter-Shippers, of which the following is a specification, reference being had therein to the accompanying drawings.

This invention relates to butter-shippers—that is, packages for transporting butter; and my object is to provide a simple refrigerator-case provided with compartments for the purpose of shipping butter and preserving the same during said shipment.

My invention consists in certain features of construction, hereinafter specified, and particularly pointed out in the claims.

Referring to the drawings, Figure 1 is a central vertical section of a shipping-case constructed in accordance with my invention. Fig. 2 is a horizontal section taken on the line X of Fig. 1; and Fig. 3 is a detail, hereinafter described.

Like letters indicate like parts in all the figures of the drawings.

A represents an ordinary wooden case, formed with a broad base, as is usual.

B represents an inner jacket or lining, and is suspended within the case by means of an outwardly-extending supporting flange, B', formed on the jacket B. The outer casing, A, and inner jacket, B, are of oval shape in cross-section, and the two together form a water leg or space, C, extending entirely around the inner jacket. Blocks may be employed, if desired, for supporting the bottom of the jacket.

Within the inner jacket, B, is arranged, one upon the other, a series of butter-trays, D, the bottom one resting upon space-blocks B², formed or placed on the bottom of the inner jacket, B. The trays D are of oblong shape in cross-section, their corners being rounded, and are so proportioned as to touch the inner jacket, B, at their four corners, thus avoiding displacement of each tray, and forming, in connection with said jacket, cold-air spaces E at the ends and sides of the trays. At the top of each end of the trays D there is formed an inwardly-extending flange, D', which serves the double function of a handle for lifting the tray out of the case, and also as a base upon

which the next tray above in the series may rest without coming in contact with the butter therein. These trays may be cheaply constructed by being struck up out of sheet metal; or, if desired, they may be formed of earthenware.

In the drawings I have illustrated my case provided with five trays or compartments; but it is evident that any number may be used.

Upon the upper butter-tray I mount an ice-tray, F, which is preferably shaped like the trays D, and which is of a depth adequate to hold a desired quantity of ice. At any convenient point of the ice-tray F, along the lower edge, especially at an air-space, E, is provided a drip-pipe, F', which projects into a drip-cup, F², (see Fig. 3,) attached to and projecting inwardly from the jacket B, which is perforated, as at F³, so that communication is provided between the ice-tray F and the water-space C.

It will be seen that all the trays may be removed and replaced at will, and that no extraneous devices are used to retain them in place.

Upon the top of the case is mounted a suitable cover, G, in this instance formed of two sections hinged together, which cover is held in place by means of a suitable hasp and staple and a pin, G', passing through a hole in the upper hoop of the case A.

The operation is apparent from the above description: The trays being filled with butter and arranged one upon the other, the ice-tray is supplied with ice, and placed upon the upper tray of the series. As the ice melts, the drippings pass out of the tray through the pipe F' into the water-space C, and circulates around the jacket B. The air, chilled by the ice, falls and circulates around the butter-trays D, in the air-spaces E, while the water in the space C assists in preserving a low temperature. In this manner butter can be kept cool and sweet during the period of storage or shipment.

The outer case may be emptied of water by withdrawing a plug, I, provided for that purpose at the bottom thereof, or said plug may be omitted and the water poured out of the case when the inner jacket or lining is removed.

Having thus fully described my invention and its operation, what I claim is—

1. A butter-shipper comprising an outer casing and a metallic inner jacket or lining suspended therein, and forming therewith a water-space, which extends entirely around the lining or jacket, and a series of independent removable butter-trays mounted within the jacket or lining and forming therewith cold-air spaces, and an ice-tray mounted on the upper butter-tray and communicating with the water-space, substantially as specified.
2. A butter-shipper comprising an outer casing having a suspended inner jacket or lining provided with a supporting-flange and with a drip-cup communicating with a complete annular water-space, a series of butter-trays, and an ice-tray mounted upon said butter-trays, and provided with a drip-pipe emptying into said drip-cup, substantially as specified.
3. In a butter-shipper, the combination of

pendent lining, forming a complete annular water-space, with a butter-tray having four contact-points with said lining and forming intermediate air-spaces, substantially as specified.

4. The tray D, bent to form inwardly-extending supporting-flanges or handles D', in combination with the lining B and casing A, substantially as specified.

5. The combination of the inclosing casing A, interior lining, B, suspended therein, with the butter-trays D, having flanges D', the space-blocks B², and with the ice-tray F, having drip-pipe F' and cup F², substantially as specified.

In testimony whereof I affix my signature in presence of two witnesses.

HENRY HAAK.

Witnesses:

E. B. STOCKING,

W. S. DUVALL.