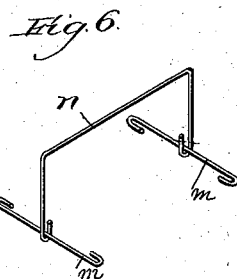
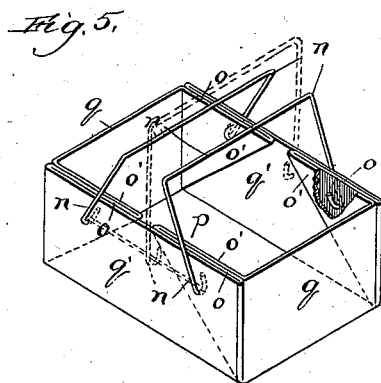
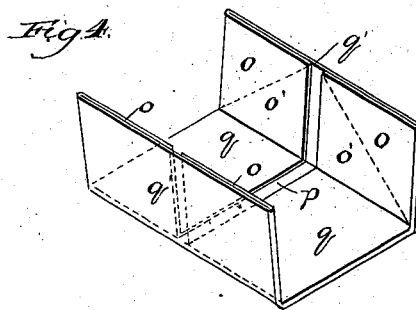
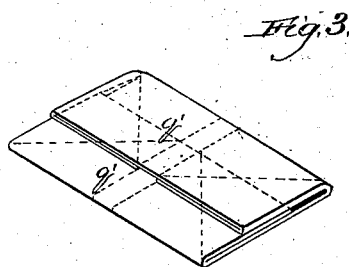
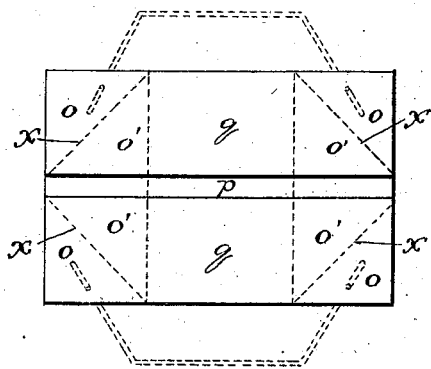
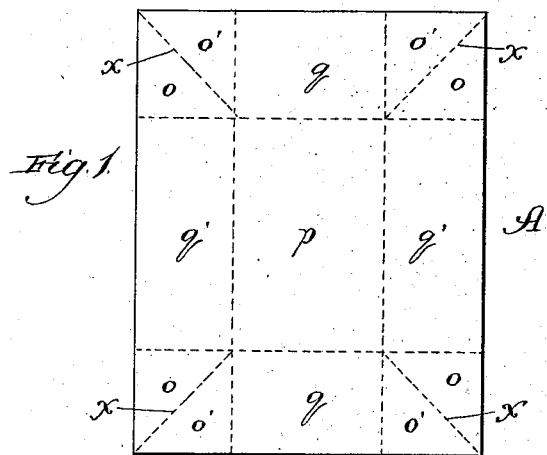


(No Model.)

O. H. HICKS.
PAPER RECEPTACLE.

No. 381,135.

Patented Apr. 17, 1888.



Witnesses:
E. S. Taylor.
J. H. Dyrenforth.

Inventor:
Oliver H. Hicks,
By Dyrenforth & Dyrenforth
Attys

UNITED STATES PATENT OFFICE.

OLIVER H. HICKS, OF CHICAGO, ILLINOIS.

PAPER RECEPTACLE.

SPECIFICATION forming part of Letters Patent No. 381,135, dated April 17, 1888.

Application filed February 3, 1888. Serial No. 262,934. (No model.)

To all whom it may concern:

Be it known that I, OLIVER H. HICKS, a citizen of the United States, residing at Chicago, in the county of Cook and State of Illinois, have invented a new and useful Improvement in Paper Receptacles, of which following is a specification.

The object of my invention is to provide a receptacle formed of a single sheet of paper or analogous material folded upon itself in a manner whereby it may, without augmenting the number of creases necessarily produced to form the receptacle, be readily adapted to assume the shape which will admit of its occupying the smallest possible space for convenience in shipping, and be as readily transformed into a receptacle.

The receptacle is of the kind ordinarily to be used but once and then thrown away, and the prerequisite conditions of popularity of such a receptacle are its cheapness and convenience in use.

My invention aims at the reduction of the cost of packing and shipping the receptacles, and the provision of a receptacle which shall be readily convertible from the condition to which it is reduced for shipment to its normal condition.

In the drawings, Figure 1 is a sheet of paper, creased, as illustrated by dotted lines, in a manner to form, when folded, the receptacle shown in Fig. 5. Figs. 2, 3, and 4 illustrate three convenient ways which my improvement renders possible of folding the creased sheet for shipment. Fig. 5 shows in perspective the receptacle, which may be provided with two bails, in the positions shown by full lines, or, if desired, with one bail and separate securing-wires for the corners, as shown by dotted lines; and Fig. 6 shows in perspective the separate securing-wires, as used with a single bail.

A is a single sheet of paper (though thin wood, straw-board, cloth, or the like may serve the purpose) creased to form the side portions q , side portions q' , base p , and corner portions, o o' , creased obliquely and centrally, as shown at x .

To permit the folded sheet to be readily transformed from the collapsed condition to which it is reduced for packing into a box or receptacle, it is necessary that the corner por-

tions, o o' , be folded inward at the oblique creases x , whereby the ends q and q' are raised to vertical positions. The folds o of the corners are then permanently secured to the sides q' , and while this securing may be accomplished by any suitable means, as by gluing or stitching, I prefer to fasten bails n upon the receptacle, to answer the double purpose of a convenient means for carrying the same and of securing the folds o and sides q' together. The bails n are preferably, by reason of the springy quality thereby afforded, though not necessarily, composed of wire, and are by preference two in number, having their ends passed through the sides q' and folds o and bent to the angles shown in Fig. 5. Where the sides q' and folds o are secured together by other means than the ends of the bails, the two bails shown by full lines in Fig. 5 may be supplanted by a single bail, n , in the position illustrated by dotted lines. Wires m afford, with the single-bail modification, desirable means for securing the sides q' and folds o together, and are for the purpose passed at opposite ends through the sides q' and folds o on opposite sides of the box, as indicated by dotted lines.

I prefer to place the bails in position upon the folded sheets previous to packing them for shipment, as the folded sheets may thus be readily converted into finished receptacles by the consumer without occasioning the trouble of adjusting the bails.

The sheets may be readily folded for packing into the form shown in Fig. 2, wherein the sides q are folded toward each other upon the base p , and the folds o and sides q' fastened together as before described; and, if desired, the sides q' may be turned up, as shown in Fig. 4, to permit nesting for shipment, or caused to overlap each other, as shown in Fig. 3. In any case the article may be packed in its collapsed condition into a much smaller compass than if the sheets were formed into operative receptacles, as shown in Fig. 5. I prefer to employ bails made of wire, on account of the additional stability which they give to the receptacle and the ease with which they are applied, and on account of their springy quality, whereby they materially assist in causing the collapsed article to assume its normal condition of a receptacle, render-

ing the conversion substantially automatic. When the bails are placed in operative position upon the folded sheet before shipment, the sheets may be packed in the condition shown in Fig. 2, wherein the positions of the bails are illustrated by dotted lines, or, if preferred, in either of the other collapsed forms.

To change the folded sheet from any of the conditions to which it is reduced for shipment, as above described, into the complete operative receptacle illustrated in Fig. 5, it is only necessary to turn the sides q outward at right angles to the base, which operation will necessarily, owing to the connection between each corner fold o and the adjacent side q' , cause the sides q' to assume similar positions.

While it is necessary, as before stated, that folds of the corners be secured to the adjacent sides of the receptacle, it will be readily understood that while I have only mentioned attaching the folds o and sides q' together I do not limit myself to this precise construction, as, if desired, the sheet may be folded in a manner to make it preferable to secure the folds o' and sides q together.

When desired, a cover may be provided for the receptacle, of any convenient shape, and either integral with the folded sheet or separate therefrom.

What I claim as new, and desire to secure by Letters Patent, is—

1. A receptacle formed of a single sheet of

material folded upon itself and creased and having the corner portions unsevered from the sheet and folded inward, and having one fold only of each corner portion fastened at two opposite sides, whereby the receptacle may be reduced to a collapsed condition without augmenting the number of creases necessarily produced to form the receptacle, substantially as and for the purpose set forth.

2. A receptacle formed of a single sheet of material folded upon itself and creased and having the corner portions unsevered from the sheet and folded inward, and bails n , each passing at each end through one only of the folds and the adjacent side, whereby the receptacle may be reduced to a collapsed condition without augmenting the number of creases necessarily produced to form the receptacle, substantially as and for the purpose set forth.

3. A collapsible receptacle comprising a single sheet of material folded to produce the sides q and q' , and corners provided with oblique creases x , forming corner folds, o and o' , and folded inward, and spring bails n , securing one fold only of each corner fold, o or o' , to the adjacent sides, substantially as and for the purpose set forth.

OLIVER H. HICKS.

In presence of—

J. W. DYRENFORTH,
CHAS. E. GORTON.