

(No Model.)

W. S. ROLLINGS.

CHAIN WRENCH.

No. 381,424.

Patented Apr. 17, 1888.

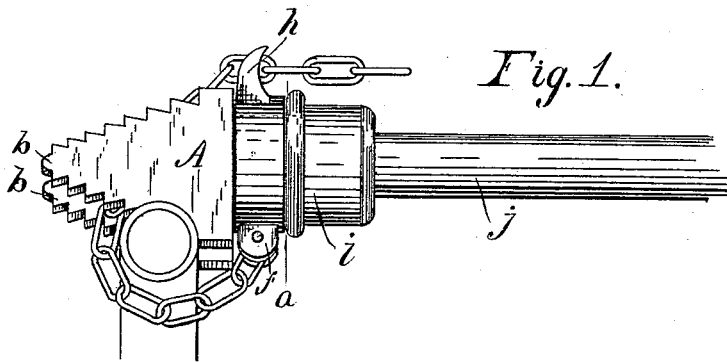


Fig. 1.

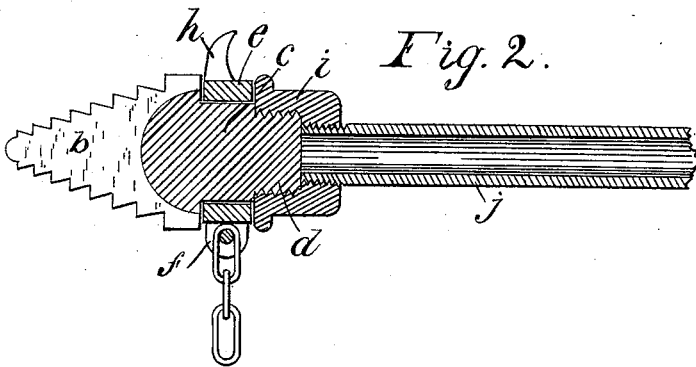
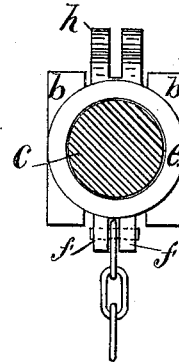


Fig. 2.

Fig. 3.



WITNESSES:

C. M. Hood.

M. Lawton.

INVENTOR:

Winfield S. Rollings.

By C. P. Hood

Atty.

UNITED STATES PATENT OFFICE.

WINFIELD S. ROLLINGS, OF INDIANAPOLIS, INDIANA, ASSIGNOR TO ROSWELL R. ROUSE, OF SAME PLACE.

CHAIN-WRENCH.

SPECIFICATION forming part of Letters Patent No. 381,424, dated April 17, 1888.

Application filed October 24, 1887. Serial No. 253,190. (No model.)

To all whom it may concern:

Be it known that I, WINFIELD S. ROLLINGS, a citizen of the United States, residing at Indianapolis, in the county of Marion and State of Indiana, have invented a new and useful Improvement in Chain-Wrenches, of which the following is a specification.

My invention relates to an improvement in that class of chain-wrenches which consist, essentially, of a forked tapering head having teeth on opposite sides, a lever secured to said head, and a chain permanently secured at one end to the head, passed partly around the pipe or rod to be turned and through the forked head, and detachably secured on the opposite side of the head. In this class of wrenches, as heretofore constructed, the lugs to which the chain is secured are made integral with the toothed head, or permanently secured thereto, so that when the fixed end of the chain has been secured to one side of the two-faced head that side only of the head is adapted for use. In other words, care must always be had, heretofore, in applying the wrench to see that it is right side up.

The object of my improvement is to so attach the chain to the two faced head as to avoid detaching the chain in changing from one face to the other.

The accompanying drawings illustrate my invention.

Figure 1 is an elevation; Fig. 2, a longitudinal section; Fig. 3, a transverse section at *aa*.

A is the head having double two-faced jaws *b b*. Formed integral with said jaws is a cylindrical neck, *c*, and a screw-threaded shank, *d*. A collar, *e*, fits over neck *c*, so as to rotate easily thereon. Said collar is provided on one side with a pair of lugs, *ff*, to which the chain is attached by a pin passing through the lugs and one of the links of the chain, and on the opposite side is a chain-stop, *h*, consisting of two backwardly-curved lugs

having sufficient space between them to receive a link of the chain edgewise. Collar *e* is retained on neck *c* by a reducing-coupling, *i*, which is threaded to receive shank *d* at one end and a handle, *j*, formed, preferably, of iron pipe, at the other.

In operation, the handle being held in the right hand and the chain in the other, the chain is passed under and around the pipe to be turned, the head being at the same time rotated within the collar, so as to bring either toothed face to rest on the pipe. The chain is then passed between the jaws, drawn taut, and made fast by dropping into the stop *h*. An inexpensive wrench for turning large pipe is thus formed which can be easily repaired in case of breakage.

I claim as my invention—

1. The combination, in a chain-wrench, of the reversible serrated head, the handle secured to the head, the chain, and the collar arranged to rotate in relation to the head and having means for permanently securing the chain to one side thereof and for detachably securing the chain to the opposite side, all arranged to co-operate substantially as and for the purpose specified.

2. The combination, in a chain-wrench, of the reversible serrated head, the collar arranged to rotate on said head, the chain secured at one end to said collar, and the stop formed on the collar and adapted to receive a link of the chain, all substantially as specified.

3. In a chain-wrench, head A, having two-faced jaws *b b*, neck *c*, and screw-threaded shank *d*, collar *e*, having stop *h* and lugs *ff*, a chain attached at one end to said lugs, coupling *i*, and handle *j*, all combined and arranged to co-operate in the manner specified.

WINFIELD S. ROLLINGS.

Witnesses:

H. P. HOOD,
V. M. HOOD.