

(No Model.)

F. C. YORK.
LINE PROTECTOR.

No. 381,458.

Patented Apr. 17, 1888.

Fig. 1.

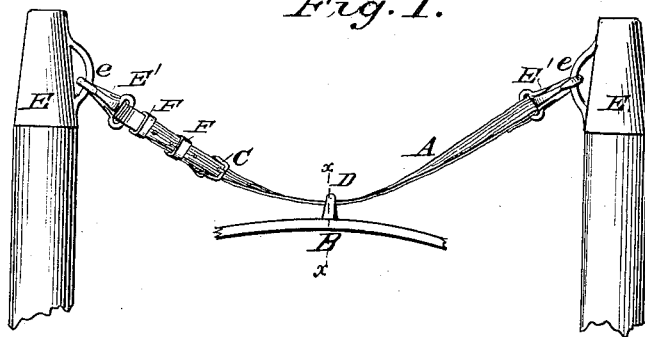


Fig. 2.

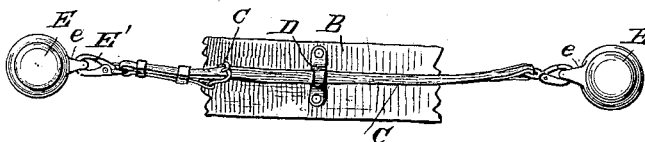
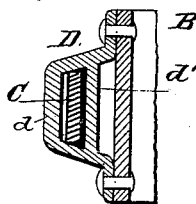


Fig. 3.



WITNESSES:
Fred G. Dieterich
P. B. Surpin.

INVENTOR:
F. C. York.
BY *Munn & Co.*
ATTORNEYS.

UNITED STATES PATENT OFFICE.

FRANK C. YORK, OF SALINA, KANSAS.

LINE-PROTECTOR.

SPECIFICATION forming part of Letters Patent No. 381,458, dated April 17, 1888.

Application filed November 21, 1887. Serial No. 255,746. (No model.)

To all whom it may concern:

Be it known that I, FRANK C. YORK, a citizen of the United States, residing at Salina, in the county of Saline and State of Kansas, have
5 invented a new and useful Line-Protector, of which the following is a full, clear, and exact description.

This invention is an improvement in that class of line-protectors or supports wherein a
10 strap or straps extend between the forward ends of the thills with a view to prevent the harness-lines from being caught under the ends of the thills, such class of protectors being well illustrated in my former patent, No. 363,715,
15 dated May 24, 1887.

In the accompanying drawings, Figure 1 is a top plan view, and Fig. 2 is a front elevation, of my improvement; and Fig. 3 is a detached section on line *x x*, Fig. 1.

20 In the present invention a single strap, A, extends between the ends of the thills, is connected between its ends with the breast-collar B, a section of which is shown, and is doubled on itself at one end which has a buckle, C, by
25 the proper adjustment of which the strap between the thills may be lengthened or shortened as desired.

In connecting the protector-strap with the breast collar or strap B, I provide a guide, D,
30 through which the protecting-strap may freely move in a longitudinal direction. This construction is preferred because it effects the desired connection with the harness, and at the same time permits a limited lateral movement
35 of the front ends of the thills independent of the horse, and vice versa.

By preference the guide D is a box formed with an outer keeper-bar, *d*, and an inner bearing-bar, *d'*, as shown, as thereby the movement
40 of the protecting-strap through such guide is facilitated.

In connecting the protecting-strap with the thills it is preferred to provide the thill-fer-
45 rules E with loops *e* and the strap with snap-hooks E' for engaging said loops.

By means of the buckle C at one end of the strap A, I am able by doubling the strap on

itself at said end to adjust the protector to thills of different widths. At the same time this doubling and buckling of the strap serves
50 as a means for securing the snap-hook at such end of the strap.

By means of the movement of the protecting-strap through the guide on the breast-collar the adjustment of the strap at one end may
55 be equalized on both sides of the point of connection with the breast-collar.

Box-loops F may be fitted on the doubled portion of the protecting-strap, as shown.

Having thus described my invention, what I
60 claim as new, and desire to secure by Letters Patent, is—

1. An improved line-protector, substantially as described, comprising a protector-strap provided at one extremity with a buckle, whereby
65 it may be doubled upon itself and secured in order to adjust or vary its length, and a breast-collar guide through which said strap may move longitudinally, whereby the adjustment
70 of the strap at one of its ends may be equalized on both sides of the breast-collar guide, substantially as set forth.

2. In a line-protector, the combination of the thills, the collar, the guide-loop fixed to the collar and having an outer keeper-bar and
75 an inner bearing-bar, and the protecting-strap held and movable longitudinally between the said keeper and bearing-bars of the guide-loop, and connected at its ends with the thills, substantially as and for the purposes specified.
80

3. The line-protector herein described, consisting of the guide-loop having an inner bearing-bar and an outer keeper-bar and adapted
85 for connection with the collar, and the protector-strap held and movable longitudinally in the guide-loop and provided at one extremity with a buckle, whereby it may be doubled upon itself and secured in different adjustments, as and for the purposes specified.

FRANK C. YORK.

Witnesses:

T. D. FITZPATRICK,
W. D. GOODWIN.