

(No Model.)

H. P. EYSENBACH.

ELASTIC FOLDING DISPLAY ENVELOPE.

No. 381,919.

Patented May 1, 1888.

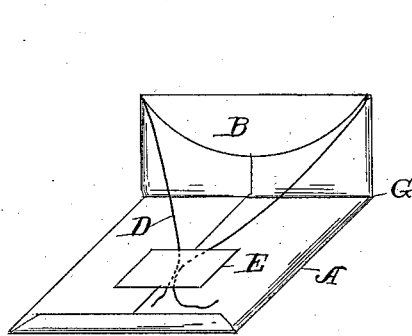


Fig. 1.

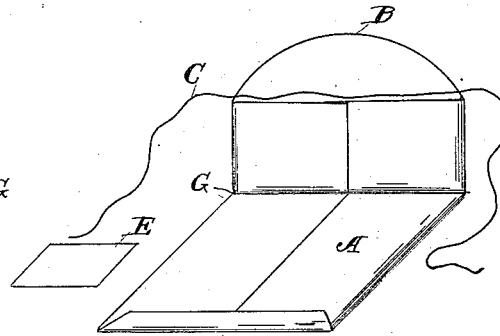


Fig. 2.

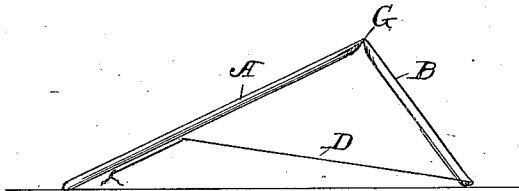


Fig. 3.

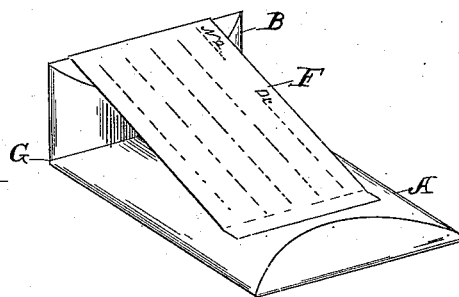


Fig. 4.

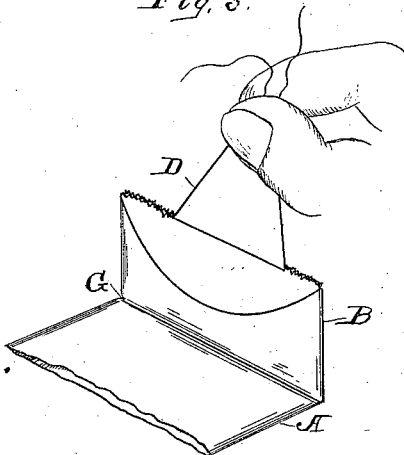


Fig. 5.

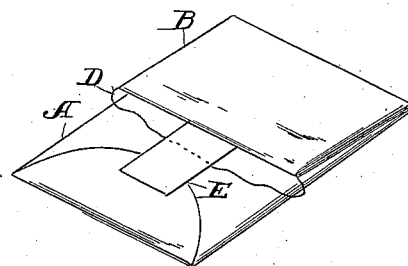


Fig. 6.

WITNESSES:

Robert Kirk
Jacob Forlow.

INVENTOR:

Henry P. EyseNBach.
By *J. D. Galt*
Attorney.

UNITED STATES PATENT OFFICE.

HENRY P. EYSENBACH, OF DELPHOS, OHIO.

ELASTIC FOLDING DISPLAY-ENVELOPE.

SPECIFICATION forming part of Letters Patent No. 381,919, dated May 1, 1888.

Application filed February 15, 1887. Renewed December 22, 1887. Serial No. 258,678. (No model.)

To all whom it may concern:

Be it known that I, HENRY P. EYSENBACH, of Delphos, in the county of Van Wert and State of Ohio, have invented a new and useful Improvement in Elastic Folding Display-Envelopes, which improvement is fully set forth in the following specification and accompanying drawings, in which—

Figure 1 is a perspective view of the under side of my improved elastic folding display-envelope; Fig. 2, a perspective view of the same with the retaining-string loosened; Fig. 3, a side view of the same as arranged when in position; Fig. 4, a view of the modification of the adjusting device; Fig. 5, a perspective view of the end section, showing the display-string device used as an envelope-opener; and Fig. 6, a perspective view of the device as folded up.

My invention relates to an improvement in adjustable envelopes so disposed as to be creased and folded down at any distance from either end or side, so as to occupy but little space, one side having a string or slip adapted to be secured at the other end to and upon the envelope, so that the bent part, when opened out at an angle with the body, may be held in a fixed position and the envelope set upon the counter or show-case, to be used as a display-envelope, all of which will now be fully set forth in detail.

In the accompanying drawings, A represents an ordinary envelope provided at one end with an ordinary sealing-flap, B, having a string or thread, C, secured in position within the fold, as shown. The string thus secured in position may be used as an opener for the end of the envelope, as shown in Fig. 5. The opposite ends of the string from the parts attached directly to the envelope by means of the flap B extend forwardly, forming somewhat of a triangle, as shown at D, Fig. 1, and secured in position by a small label, E, or by means of wafers, as found most convenient.

In lieu of the threads or string C, I provide simply a slip of paper, F, as shown in Fig. 4, which is simply gummed to the outer surface of

the flap B and forwardly to the face of the envelope, which is a good substitute for the string.

At a suitable distance from the flap B, to which the string C or slip F is attached, I form a crease, G, so that the envelope may be folded at that point and display flat, as shown in Fig. 6.

Fig. 3 shows my modification in position with the string C or slip F disposed so as to prevent spreading of the parts. This is the position in which the device may be used as a display-envelope, advertising or other matter for which the envelope is to be used being printed on the longer section of the envelope.

As will be noticed, my device is designed to be used for a twofold purpose—first, as a support for the adjustable envelope for placing in position upon the counter or show-case, and, second, as an envelope-opener. By forming the device in the manner shown the envelope can be folded down flat and packed in a small compass when not in use.

Having described my invention, what I claim as new is—

1. An envelope provided with the usual flap and creased from side to side and combined with a string or strip secured at the flap end of the envelope and a retaining device for the string or strip upon the body of the envelope, whereby when said envelope is folded at the crease it can be retained in that bent shape, substantially as described.

2. An envelope, A, creased at one end and provided with a cord for opening the end and extending forward and attached to the body of the envelope, so that the envelope may be opened out at any angle for displaying, the whole arranged as and for the purpose substantially as herein set forth and described.

In testimony that I claim the foregoing, I have hereunto set my hand this 4th day of October, 1886, in the presence of witnesses.

HENRY P. EYSENBACH.

Witnesses:

HORACE A. REEVE,
A. B. KING.