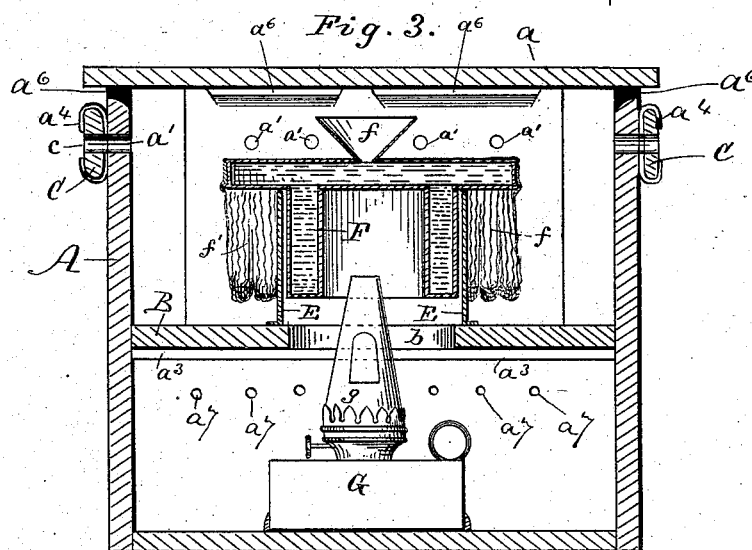
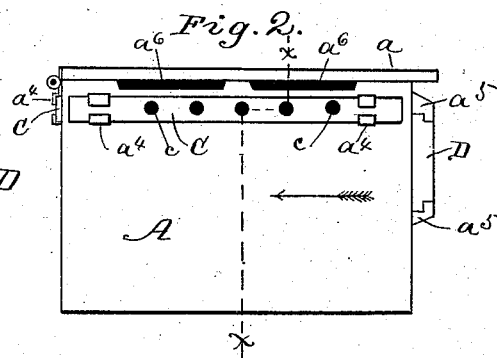
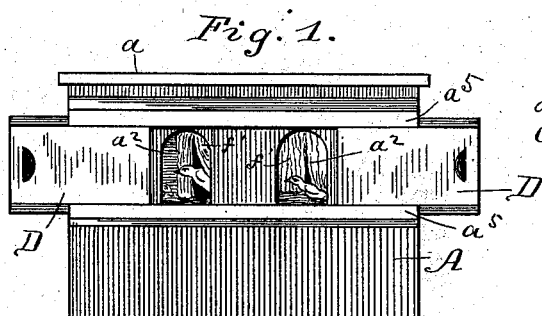


(No Model.)

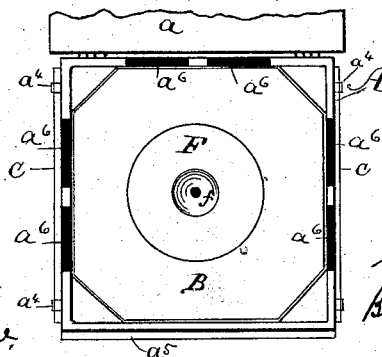
G. S. SINGER.  
POULTRY BROODER.

No. 381,960.

Patented May 1, 1888.



*Fig. 4.*



Witnesses:  
Thos. Houghton.  
Frank B. Marlowe,

Inventor:  
G. S. Singer,  
By McFarland & Benjamin  
His Attorneys.

# UNITED STATES PATENT OFFICE.

GEORGE SAMUEL SINGER, OF CARDINGTON, OHIO.

## POULTRY-BROODER.

SPECIFICATION forming part of Letters Patent No. 381,960, dated May 1, 1888.

Application filed February 9, 1888. Serial No. 263,520. (No model.)

*To all whom it may concern:*

Be it known that I, GEORGE SAMUEL SINGER, a citizen of the United States, residing at Cardington, in the county of Morrow and State of Ohio, have invented certain new and useful Improvements in Poultry-Brooders; and I do declare the following to be a full, clear, and exact description of the invention, such as will enable others skilled in the art to which it appertains to make and use the same, reference being had to the accompanying drawings, and to the letters and figures of reference marked thereon, which form a part of this specification.

This invention relates to poultry-brooders, and its object is to rear domestic fowls without the care of the mother bird.

In the accompanying drawings, wherein like letters represent like parts, Figure 1 is a front exterior elevation of a brood-box; Fig. 2, a side exterior elevation thereof; Fig. 3, a cross-section on the line *xx* of Fig. 2, and Fig. 4 a top plan showing the interior contour of the brood-box.

A is a brood-box having a lid, *a*, perforations *a'*, to serve for ventilation, larger orifices, *a''*, to serve as exits for the young fowls, and strips *a'''*, to support the platform B, though I may support the latter upon legs of its own, or standards fixed within the box. The interior plan of the box is octagonal; or it may be oval or circular, or of any interior form that will avoid rectangular corners wherein the fowls might be crowded or smothered. Upon the exterior of the box are brackets or clasps *a<sup>4</sup>*, to hold the slides C, having perforations *c*, which, when brought into correspondence with the perforations *a'*, admit air to the box or exclude it when their positions are made to alternate with the perforations *a'*. Similar or equivalent brackets or clasps, *a<sup>5</sup>*, appear on the exterior of the box to receive slides D, which open or close the orifices *a''*; but I may prefer to have doors. In the upper edge of the box recesses *a<sup>6</sup>* are cut, so that a supply of air may be assured when all other apertures are closed. Other orifices, *a<sup>7</sup>*, are formed in one of the walls of the box below the strips *a'''*, to insure a current of air to the lamp, hereinafter to be described, and the platform B must not fit the

interior of the box so closely as to prevent the formation of this current.

The platform B has an orifice, *b*, in the center, surrounded by a hollow cylinder, E, and in this cylinder fits a boiler, F. (Shown in section in Fig. 3.) Water is supplied through the funnel *f*. A curtain, *f'*, of any suitable fabric, is attached to the rim of the boiler, beneath which the inmates may nestle when the temperature requires.

A lamp, G, of any suitable construction, adapted to the burning of any suitable oil or fluid, sits in the center of the floor of the box, and has a suitable chimney, flue, or tube, *g*, preferably conical in shape, to direct the heat from the lamp to the tubular bottom of the boiler F.

By the construction and arrangement hereinbefore described it is possible to light or extinguish the lamp by removing the boiler from the cylinder E, and without removing the platform or the inmates of the brooder.

The orifices *a''* must be located above the floor of the platform, as the fowls are never to be admitted beneath said platform.

I claim as follows:

1. A brooder for domestic fowls, consisting of a box, A, having lid *a*, exit-orifices *a''*, air-orifices *a'*, a platform, B, having orifice *b*, slides D, a cylinder, E, a boiler, F, having funnel *f*, and a lamp, G, having flue *g*, the whole constructed and arranged as hereinbefore described, for the purposes set forth.

2. A brooder for domestic fowls, consisting of a box, A, having lid *a*, perforations *a'*, exit-orifices *a''*, air-orifices *a'*, the platform B, having orifice *b*, slides D, a cylinder, E, a boiler, F, having funnel *f*, and a lamp, G, having flue *g*, the whole constructed and arranged as hereinbefore described, for the purposes set forth.

3. A brooder for domestic fowls, consisting of a box, A, having lid *a*, ventilating-perforations *a'*, exit-orifices *a''*, brackets *a<sup>4</sup>*, clasps *a<sup>5</sup>*, orifices *a<sup>7</sup>*, slides C, having perforations *c*, slides D, a platform, B, having orifice *b*, a cylinder, E, a boiler, F, having funnel *f*, and a lamp, G, having flue *g*, the whole constructed and arranged as hereinbefore described, for the purposes set forth.

4. A brooder for domestic fowls, consisting  
of a box, A, having lid  $a$ , exit-orifices  $a^2$ , re-  
cesses  $a^6$ , air-orifices  $a^7$ , a platform, B, having  
orifice  $b$ , slides D, a cylinder, E, a boiler, F,  
5 having funnel  $f$ , and a lamp G, having flue  $g$ ,  
the whole constructed and arranged as here-  
inbefore described, for the purposes set forth.

In testimony whereof I affix my signature in  
presence of two witnesses.

GEORGE SAMUEL SINGER.

Witnesses:

GEO. H. RUHLMAN,  
JNO. W. GLAUNER.