

(No Model.)

J. CURZON.

APPARATUS FOR SETTING WRITING COPIES.

No. 382,143.

Patented May 1, 1888.

Fig. 1.

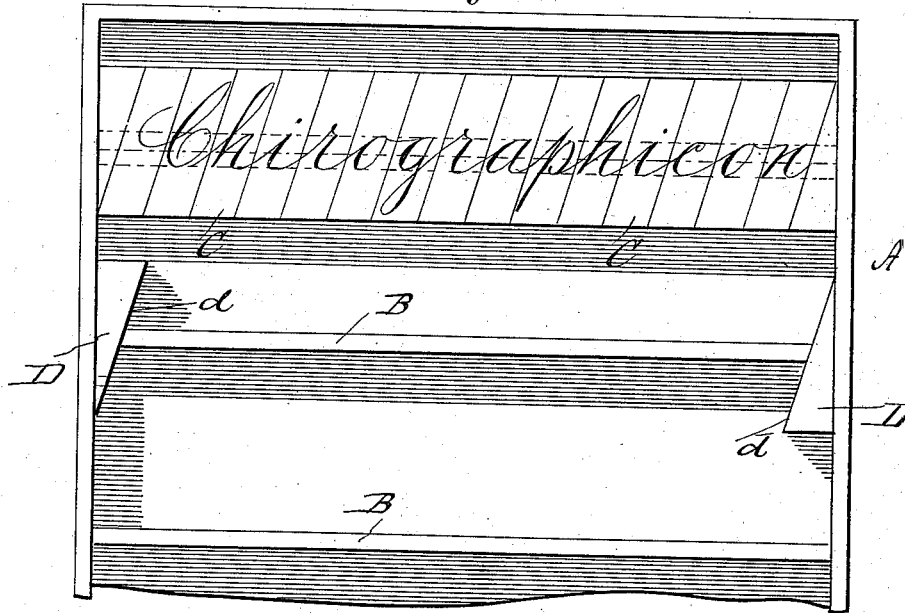


Fig. 2.

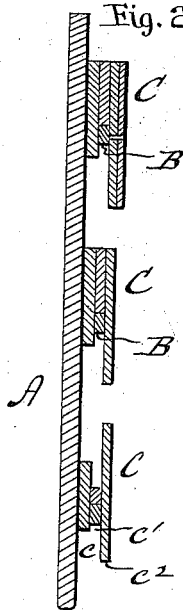


Fig. 3.

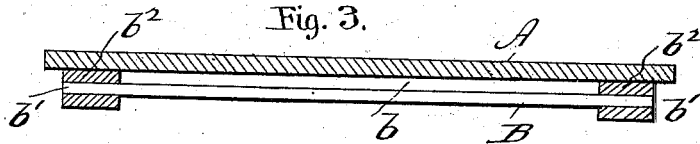


Fig. 4.

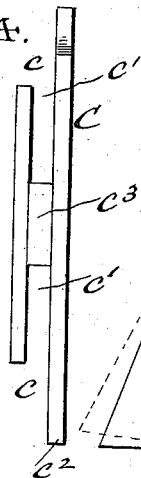
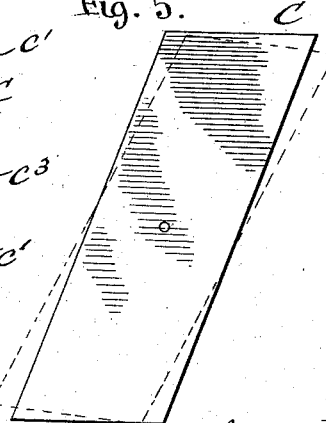


Fig. 5.



Witnesses.

Kornis & Clark.  
S. J. Van Stavern.

Inventor

James Curzon  
4 Grosvenor  
att.

# UNITED STATES PATENT OFFICE.

JAMES CURZON, OF DARIEN, CONNECTICUT.

## APPARATUS FOR SETTING WRITING-COPIES.

SPECIFICATION forming part of Letters Patent No. 382,143, dated May 1, 1888.

Application filed April 25, 1887. Serial No. 235,967. (No model.)

*To all whom it may concern:*

Be it known that I, JAMES CURZON, a citizen of the United States, residing at Darien, in the county of Fairfield and State of Connecticut, have invented certain new and useful Improvements in Appliances for Setting Writing-Copies; and I do hereby declare the following to be a full, clear, and exact description of the invention, such as will enable others skilled in the art to which it appertains to make and use the same.

My invention has relation to devices composed of a frame or board and blocks or cards containing script letters adapted to be located and arranged upon the frame, as desired, for forming words and sentences for the purpose of teaching penmanship or other studies of letters and words; and it has for its object to so construct the frame and the blocks or cards that the latter can be readily and quickly arranged upon the board, correspondingly changed about, or replaced by other cards or blocks to form new sentences or words, as desired, and, further, to reverse or turn the cards or blocks upside down whenever desirable.

My invention accordingly consists of a frame or board of any suitable configuration having longitudinal parallel ribs or bars which stand out from the board between their ends, so as to provide the ribs or bars with spaces, recesses, or grooves, preferably between the rear sides of the bars and the face of the board, and of cards or blocks containing script or other letters, which blocks are of any desired configuration, but preferably of an oblique form, having one or more grooves, whereby they are adapted to the bars or ribs on the board, so as to be readily but securely arranged upon the frame-bars to form words or sentences and changed about, removed therefrom, and replaced by others, or otherwise manipulated at will, to form any desired word or sentence; and, further, to a card or block having grooves at each end and a pivoted or rotating outer side upon which is the script or other letter, whereby the letter may be turned upside down or reversed and the block correspondingly changed in position upon the board, or upon its bars or ribs, without altering its inclination in relation to that of the others not so reversed.

Referring to the accompanying drawings,

Figure 1 is an elevation of a board or frame and blocks or cards thereon to form sentences and words; Fig. 2, a vertical section of part of the frame, showing more plainly the construction of its bars or ribs and of the blocks or cards hung or placed thereon. Fig. 3 is a horizontal section through one of the bars of the frame, and Figs. 4 and 5 are respectively an elevation and side view of the reversible card or block.

A indicates the board or frame, which is of any suitable size and configuration, having preferably a number of parallel bars or ribs, B B, projecting outwardly from the board or frame, so as to preferably leave a recess, groove, or space, *b*, between each rib or bar and the frame or board. This groove is provided for by tacking or securing the ends *b'* of the bars B to short blocks or strips *b''*, as shown more plainly in Fig. 3; but it may be otherwise provided in the bars, as desired.

C C represent the cards or blocks containing the script or other letters, which blocks may have any suitable configuration; but I prefer to form them with oblique side edges parallel with the inclination desired for the letters, and they each have a bifurcated end, *c*, to form a vertical groove, *c'*, extending from one or the lower edge, *c''*, of the block to a suitable point near its top, as more plainly shown in Fig. 2, by means of which they are attached to the bars or ribs B in any desired arrangement or assemblage to form words or sentences.

One or more letters or words may be placed upon each block, as desired. The sides *c c*, forming the bifurcated ends of each block, may be of the same length; but for convenience in placing them upon the bars or ribs B, I prefer to make one side shorter than the other, as shown. To avoid the taking out of one block and substituting another when certain letters are to be used that form other letters when reversed, the blocks may have two grooves *c'*, separated by a central partition or rib, *c''*, and that part or side of the block containing the letter is pivoted to the remaining part, as shown in Figs. 2 and 4, so that the letter can be reversed and the blocks turned upside down upon the ribs or bars B, or otherwise manipulated, as deemed necessary, without

changing the inclination of the block so reversed relatively to the others not reversed, as indicated in Fig. 5.

5 The blocks may be made of any suitable material, and for the purpose of maintaining or giving to them the proper inclination on the bars or ribs B, I prefer to secure to the outside ends of the line fixed blocks D, having an inclined side, *d*, of the inclination desired  
10 for the blocks or cards provided with the letters.

What I claim is—

1. A board or frame having parallel bars projecting from the face of the frame to form  
15 a groove or space between the frame and said bars, and provided with outside fixed end blocks having angular sides, in combination with grooved lettered blocks or cards having inclined sides adapted to said bars and blocks,  
20 substantially as and for the purpose set forth.

2. A board or frame having parallel bars projecting from the face of the frame to form a groove or space between the frame and bars, in combination with the reversible grooved lettered blocks or cards, substantially as and  
25 for the purpose set forth.

3. The combination of a board or frame having parallel bars provided with outside fixed end blocks having angular sides, and the reversible grooved lettered blocks or cards having inclined sides corresponding to the inclination of the angular side of said fixed blocks,  
30 substantially as and for the purpose set forth.

In testimony whereof I affix my signature in presence of two witnesses.

JAMES CURZON.

Witnesses:

S. S. LOCKWOOD,  
IRA SCOFIELD.