

(No Model.)

J. H. MARVIL.

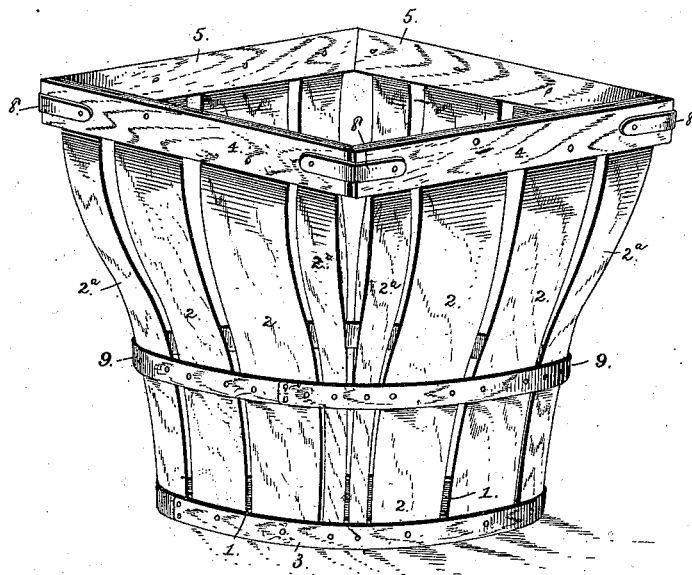
2 Sheets—Sheet 1.

FRUIT BASKET.

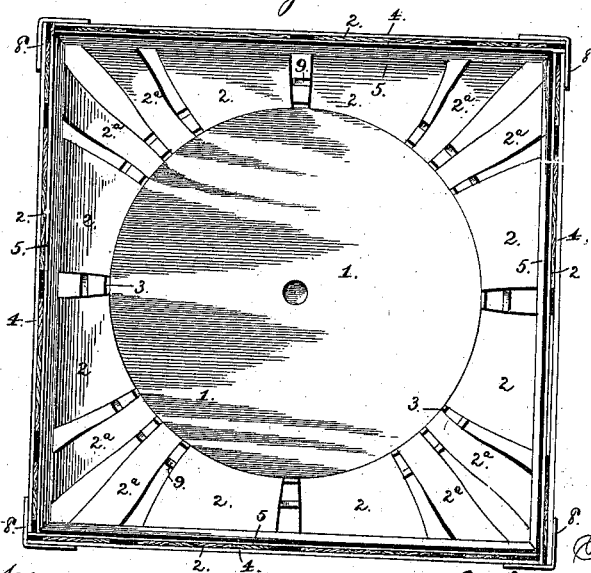
No. 382,176.

Patented May 1, 1888.

*Fig. 1.*



*Fig. 2.*



Witnesses:

James Hutchinson.

J. A. Rutherford.

Inventor.

Joshua H. Marvil.

By James L. Norris.

Attorney.

(No Model.)

J. H. MARVIL.

2 Sheets—Sheet 2.

FRUIT BASKET.

No. 382,176.

Patented May 1, 1888.

Fig. 3.

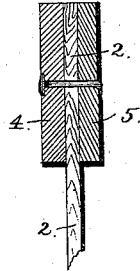


Fig. 4.

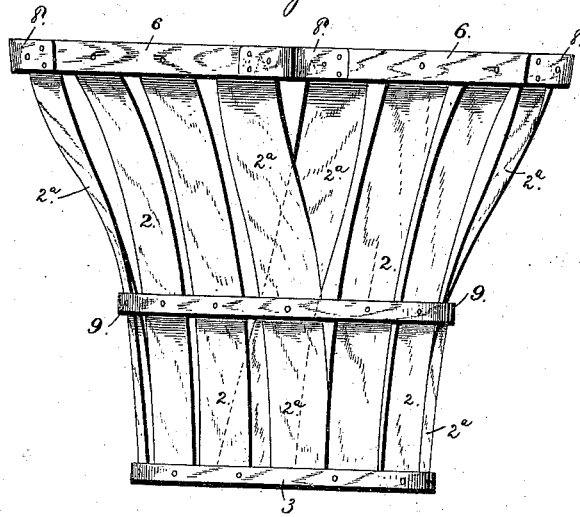
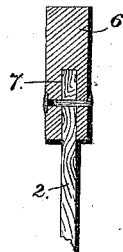


Fig. 5.



Witnesses:  
Jas. Hutchinson.  
J. A. Rutherford.

Inventor.  
Joshua H. Marvil.  
By James L. Norris.  
Attorney.

# UNITED STATES PATENT OFFICE.

JOSHUA H. MARVIL, OF LAUREL, DELAWARE.

## FRUIT-BASKET.

SPECIFICATION forming part of Letters Patent No. 382,176, dated May 1, 1888.

Application filed February 23, 1888. Serial No. 264,938. (No model.)

### *To all whom it may concern:*

Be it known that I, JOSHUA H. MARVIL, a citizen of the United States, residing at Laurel, in the county of Sussex and State of Delaware, have invented new and useful Improvements in Fruit-Baskets, of which the following is a specification.

My invention relates to a fruit-basket having a circular bottom and an approximately square top or rim connected by vertical or slightly-inclined splints secured in place by hoops and fastenings, as will be more fully hereinafter described and claimed.

In the annexed drawings, Figure 1 is a perspective view of a fruit-basket embodying my invention. Fig. 2 is a plan view of the same. Fig. 3 is a vertical section through the rim with a portion of one of the splints in edge view. Fig. 4 illustrates a modification in the arrangement of the corner-splints. Fig. 5 is a cross-section showing a modification in the rim.

Referring to the drawings, the numeral 1 designates a disk, of wood or other suitable material, which forms the circular bottom of the basket, and may be either solid or perforated.

The vertical splints 2, forming the body of the basket, are arranged with their lower ends in contact with the edge of the circular bottom piece 1, and are secured thereto by a wooden or metallic hoop, 3, fastened by nails or otherwise. Any suitable number of vertical or slightly-inclined splints may be employed, and their length, width, and thickness may correspond with the size and quality of basket required. These splints are so placed at intervals as to leave proper apertures for access of air, and yet retain the contents of the basket. The upper ends of the splints 2 are secured, by means of nails or otherwise, to an approximately square rim, which may consist of parallel strips 4 and 5, between which the ends of the splints are received. These straight strips 4 and 5 are arranged at right angles around the basket-rim, as shown in Figs. 1 and 2, with one end of each pair of strips abutting against the inner strip, 5, of an adjacent pair, so as to form a square-top basket, as shown.

Instead of a rim composed of parallel strips 4 and 5, I may form each side of the rim from a single strip, 6, having a longitudinal groove, 7, in its under side to receive the upper ends

of the splints 2, as shown in Fig. 5. To the corners of the rim are secured metallic or wooden corner pieces or straps 8, to prevent the corners of the basket-rim from springing. At or about the center of the splints and securely fastened thereto is a wooden or metallic hoop, 9, that braces the basket firmly and gives a curve to the splints, as shown, thereby increasing the strength of the basket and improving its appearance.

It will be seen that by confining the lower portions of the splints with circular hoops and securing their upper ends to an approximately square rim each splint will have a twist imparted to its upper portion above the hoop 9, thereby further improving the appearance of the basket. The corner-splints 2<sup>a</sup> may be of uniform width with the other splints, as shown in Fig. 4, or of less width, as shown in Fig. 1, and, as shown in Fig. 4, they may be crossed at about the center, or, as shown in Fig. 1, they may be nearly parallel.

Instead of making the basket-top almost perfectly square, it can be slightly curved or rounded at the corners or be formed with octagonal corners of slight bevel, the rim of the basket being approximately square.

A basket of this construction having a circular bottom and a top that is square, or approximately so, possesses several important advantages. The square-top basket will enable one-fifth more to be stowed in a given space than can be done with round-top baskets. The square-top baskets can be packed closely together from corner to corner at their tops, which will prevent careening and keep them from being shaken out of position while in transit. By imparting a twist and curve to the splints, either with or without crossing the corner-splints, as described, and confining them with a nearly-central hoop, the strength and durability of the basket are increased and a better support afforded for fruit without liability of bruising. It will also be seen that by this construction the square corners of the basket are made to flare with sufficient sharpness to answer as partial supports for the fruit in the upper part of the basket, so as to prevent it from settling and packing as closely as in round-top baskets, the fruit being thus more safely transported and remaining in good condition for a longer time. By this construction,

also, the basket can be provided with a simple cheap square cover that can be made at half the price of a cover for a round basket, and the cost of the basket throughout can be greatly reduced by the possibility of employing lighter material than is required for ordinary fruit-baskets.

What I claim is—

1. A basket comprising a circular bottom, a square rim, and a series of splints connecting the bottom and rim, substantially as described.

2. A basket comprising a circular bottom, an approximately square rim or top, splints connecting the bottom and rim, and a hoop confining the splints about the center, the splints being twisted and curved, substantially as described.

3. A basket comprising a circular bottom, an approximately square rim or top, splints connecting the bottom and rim, and a nearly-central hoop, the splints being twisted and curved, substantially as described.

4. A basket comprising a circular bottom, a series of splints having their lower ends secured to said bottom, and an approximately

square top or rim receiving the upper ends of said splints, substantially as described.

5. A basket comprising a circular bottom, an approximately square rim or top composed of parallel strips arranged in pairs, splints having their lower ends secured to the circular bottom and their upper ends secured between the parallel strips of the square rim, and a nearly-central hoop secured to the splints, substantially as described.

6. A basket comprising a circular bottom, an approximately square rim or top, and splints connecting the bottom and rim, the corner-splints being crossed, substantially as described.

7. A basket comprising the circular bottom 1, the vertical splints 2, the hoops 3 and 9, the parallel rim-strips 4 and 5, and the corner pieces or straps 8, substantially as described.

In testimony whereof I affix my signature in presence of two witnesses.

JOSHUA H. MARVIL.

Witnesses:

HARVEY F. MARVIL,  
JOHN H. ELLIOTT.