

(No Model.)

W. BRACE.
FRUIT JAR FASTENING.

No. 382,212.

Patented May 1, 1888.

Fig. 1.

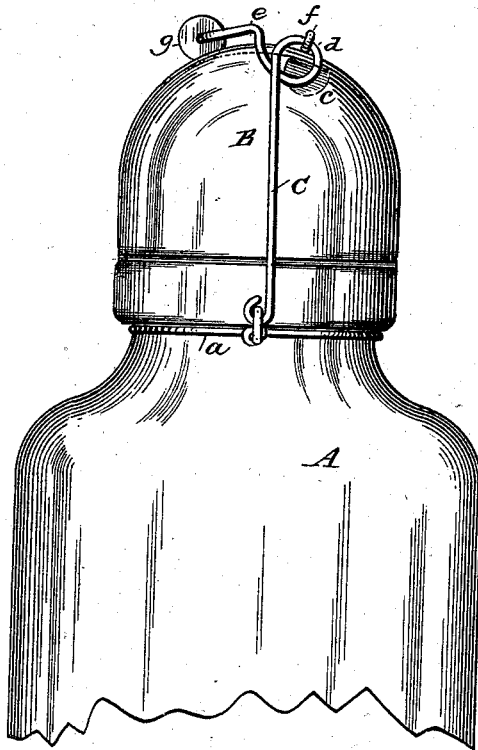


Fig. 2.

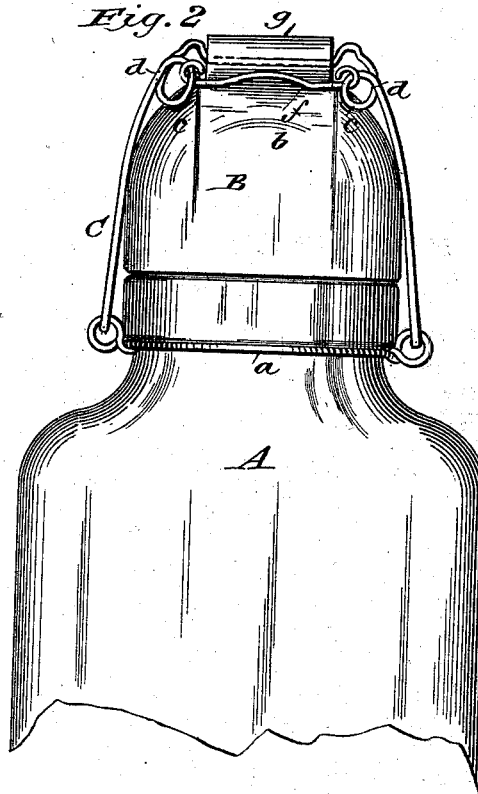
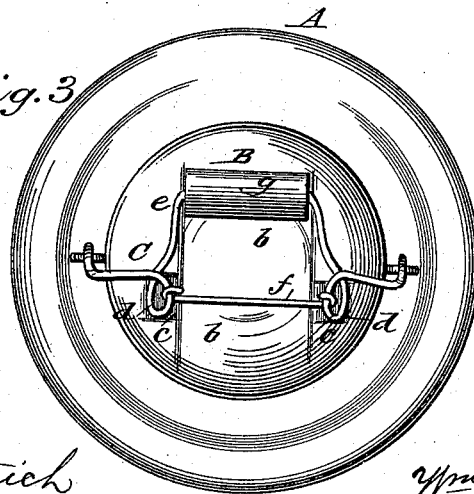


Fig. 3.



WITNESSES:
Fred G. Duerich
Edw. W. Ryan

INVENTOR.
Wm. Brace
BY *Munn & Co.*
ATTORNEY

UNITED STATES PATENT OFFICE.

WILLIAM BRACE, OF WASHINGTONVILLE, OHIO.

FRUIT-JAR FASTENING.

SPECIFICATION forming part of Letters Patent No. 382,212, dated May 1, 1888.

Application filed March 12, 1888. Serial No. 267,002. (No model.)

To all whom it may concern:

Be it known that I, WILLIAM BRACE, of Washingtonville, in the county of Columbiana and State of Ohio, have invented a new and useful Improvement in Fruit-Jar Fastenings, of which the following is a specification.

My invention is in the nature of an improved fastening for the tops of fruit-jars; and it consists in the peculiar construction and arrangement of a cover and a fastening bail, as will be hereinafter fully described.

Figure 1 is a side view. Fig. 2 is a side view at right angles to Fig. 1, and Fig. 3 is a plan view.

A represents the fruit-jar, which is formed with a flanged edge, beneath which is secured a wire collar, *a*. B is the cap or cover, which fits upon the mouth of the fruit-jar and forms a tight joint against a rubber gasket. This cover is made of glass or other suitable material, and of a hemispherical shape. It has on its convex face a groove or channel, *b*, on each side of the center, and two recesses, *c c*, on opposite sides of the groove. To the collar around the neck of the jar is jointed a spring-wire bail, C, which is bent into two coils, *d d*, and an offsetting-loop, *e*. The two coils *d d* are fastened together by a connecting bar or link, *f*, and the middle or offsetting-loop portion is bent downwardly and provided with an anti-friction roller, *g*, that travels in the grooves *b* and *b*. When the cover is locked down on the jar, the roller *g* locks upon one side of the center, and the connecting-bar *f* locks upon the other side, with the two coils *d*

d resting in the recesses *c c*, so that the bail can pass neither in one direction nor the other until it is sprung over by the hands.

In locking the cover down, the bail is swung over the cover, and the roller riding up in the groove upon that side forces the cover down with an elastic pressure until the locking position has been attained.

I am aware that it is not broadly new to lock down the lid or cover of a fruit-jar by a bail carrying a roller, and do not claim this, broadly.

Instead of connecting the bail to the wire collar *a*, the bail may be pivoted in recesses formed in the walls of the jar, or on lugs or trunnions formed on the glass.

Having thus described my invention, what I claim as new is—

1. The combination, with a fruit-jar and its cover, of a bail, C, having coils *d d* and offsetting-loop *e*, the connecting bar or link *f* uniting the coils, and a roller, *g*, arranged upon the said loop portion, substantially as and for the purpose described.

2. The combination, with a fruit-jar, of a hemispherical cover, B, having channels *b b* and recesses *c c*, the bail C, provided with coils *d d* and loop *e*, connecting-bar *f* uniting the coils, and roller *g* arranged upon the loop portion, substantially as and for the purpose described.

WILLIAM BRACE.

Witnesses:

CHARLES TOWNSEND,
SADIE SHOEMAKER.