

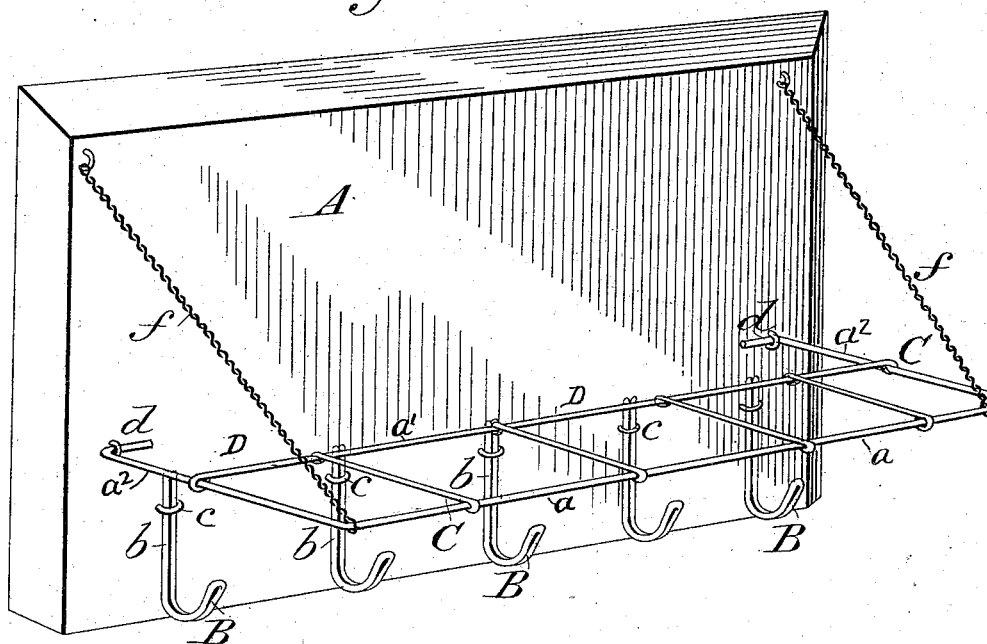
(No Model.)

R. X. McARTHUR.  
COMBINED HAT AND COAT RACK.

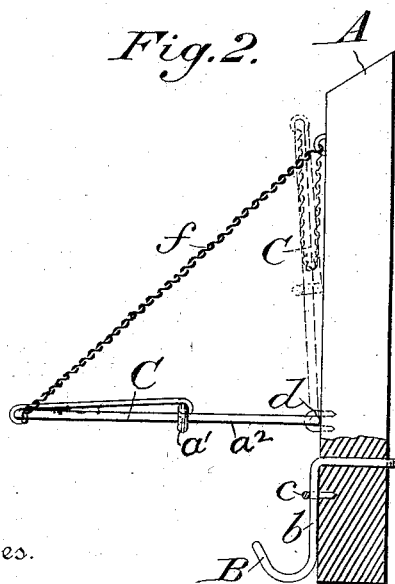
No. 382,315.

Patented May 8, 1888.

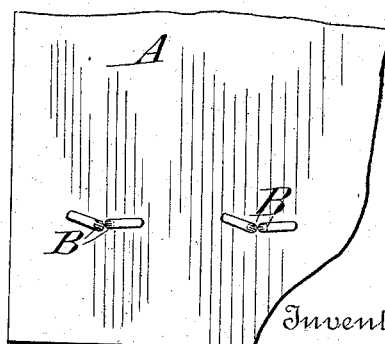
*Fig. 1.*



*Fig. 2.*



*Fig. 3.*



Witnesses.

H. H. Schott.  
G. B. Towles.

Inventor.

Robert X. McArthur.  
By his Attorney W. Purris.

# UNITED STATES PATENT OFFICE.

ROBERT X. McARTHUR, OF ALBERT LEA, MINNESOTA.

## COMBINED HAT AND COAT RACK.

SPECIFICATION forming part of Letters Patent No. 382,315, dated May 8, 1888.

Application filed February 18, 1887. Renewed January 12, 1888. Serial No. 260,544. (No model.)

*To all whom it may concern:*

Be it known that I, ROBERT X. McARTHUR, a citizen of the United States of America, residing at Albert Lea, in the county of Freeborn and State of Minnesota, have invented certain new and useful Improvements in Combined Coat and Hat Racks, of which the following is a specification, reference being had therein to the accompanying drawings.

My invention relates to combined portable coat and hat racks constructed as hereinafter fully set forth and claimed.

In the accompanying drawings, Figure 1 is a perspective view of my improved rack in position for use. Fig. 2 is an end elevation and partial section, showing in full lines the hat-rack opened out in position for use, and showing in dotted lines the hat-rack folded back in position to be readily packed and transported. Fig. 3 is a back view of a portion of the rack, showing the manner of clinching the ends of a hook-wire.

A designates the supporting wooden back of the rack, made any desired size and of any ornamental finish, adapted to support a hat-rack, and to be readily handled, transported, and removably supported upon any suitable devices (not shown) in a hall, or in any other convenient place for use.

B designates coat-hooks, each formed of one wire bent at the middle, so as to place its two portions close together, the ends of the wire being extended through and clinched against the rear surface of the supporting-back, the upwardly-curved middle portion of the doubled wire constituting the hook.

The portions *b* of the doubled wires, constituting the shanks of the hooks and extending downward against the front surface of the back, are secured in place by the staples *c*, which are driven into the back over the wires, as shown.

C designates a hinged hat-rack, consisting of an exterior frame, *a*, having a stay rod or wire, *a'*, looped at each end around the supporting-arms *a''* of the exterior frame, and of a wire web constituting the interior portion of the hat-shelf, which is formed of small wires interwoven together and looped around the rods or heavy wires constituting the frame and stay.

The ends of the supporting-arms of the frame are bent inward, as shown, in position to extend

through the eyes or staples *d*, fastened to the front of the supporting-back A. The said eyes and inwardly-bent ends of the arms extended through the eyes constitute the pivotal or hinge connections of the hat-shelf with the supporting-back. The hat-shelf is supported in an opened position by the stay-chains *f*, each of which is attached at one end to the upper portion of the back and at the other end to the front portion of the shelf, as shown. The said stay rod or wire is placed a sufficient distance from the hinged ends of the supporting-arms of the frame to allow a space, D, between the stay-rod and the front surface of the supporting-back for the reception of the rim of a hat placed in position for its rim to extend into the said recess, in which position the hat is held more securely upon the rack than when it is placed in position for its crown to rest on the shelf.

When the rack is not in use, or is to be stored or transported, the hinged shelf may be folded up against the supporting-back, as shown by the dotted lines in Fig. 2 of the drawings.

This combined rack being comparatively very inexpensive in manufacture, of convenient size to be readily handled, and adapted to be removably supported in any convenient place for use, is evidently capable of being very useful, especially to persons of small means, restricted to the occupation of small houses or apartments, and who are subjected to frequent changes of residence.

What I claim as new is—

In combination with a portable back, A, having clothes-hooks and provided with the eyes or staples *d*, the hat-shelf having the ends of its supporting-arms *a''* bent and inserted through the said eyes and provided with a stay rod or wire, *a'*, attached at each end to the said arms in position to allow the hat-rim space D, and the stays *f*, each of which is attached at one end to the upper portion of the supporting-back and at the other end to the forward portion of the hinged shelf, substantially as and for the purposes described.

In testimony whereof I affix my signature in presence of two witnesses.

ROBERT X. McARTHUR.

Witnesses:

JAMES H. PARKER,  
C. O. BARNES.