

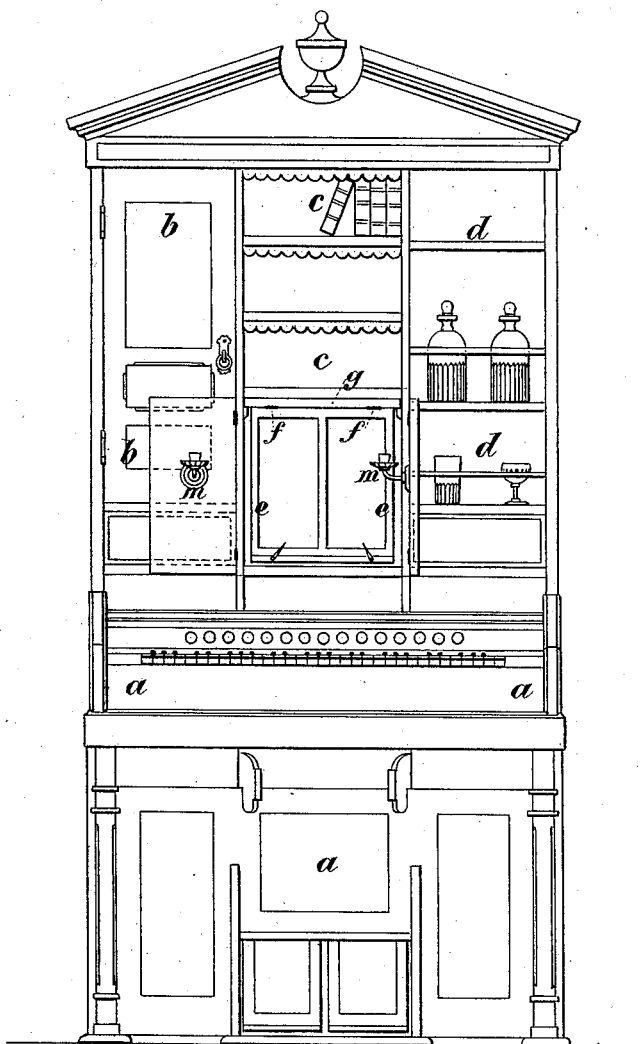
E. A. LOCKE.

PIANO FORTE, ORGAN, HARMONIUM, OR OTHER MUSICAL INSTRUMENT.

No. 382,481.

Patented May 8, 1888.

FIG. 1.



Witnesses.

John E. Parker
William D. Bonner.

Inventor.

Edward A Locke,

By his Attorneys,

Horton and Lars.

E. A. LOCKE.

PIANO FORTE, ORGAN, HARMONIUM, OR OTHER MUSICAL INSTRUMENT.

No. 382,481.

FIG: 2. Patented May 8, 1888.

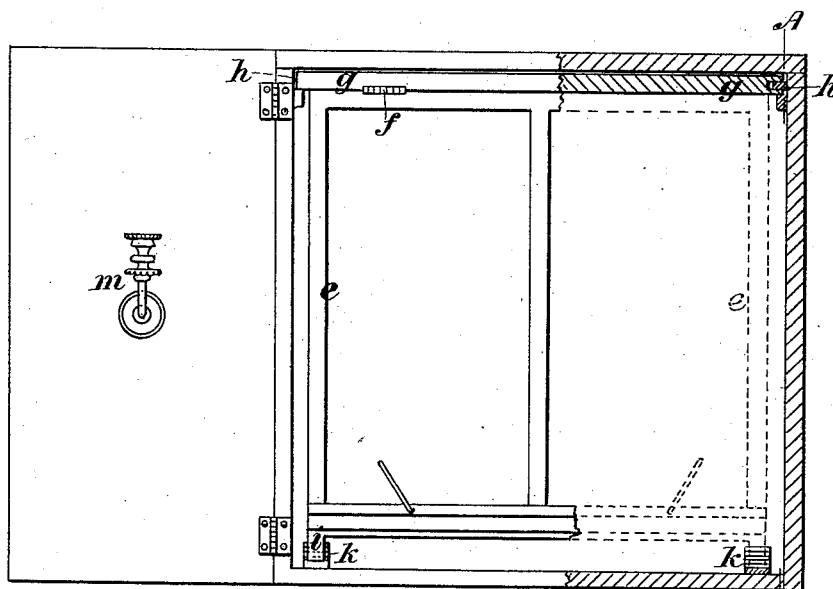


FIG: 3.

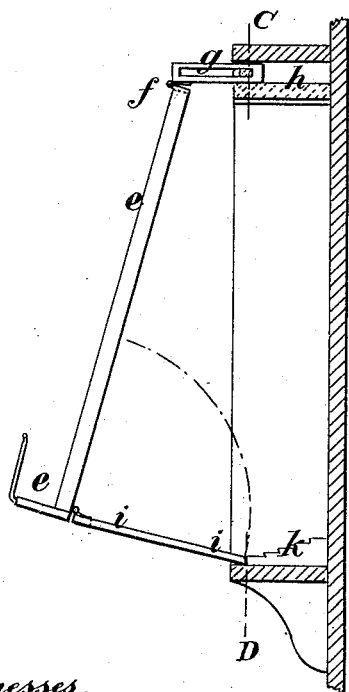
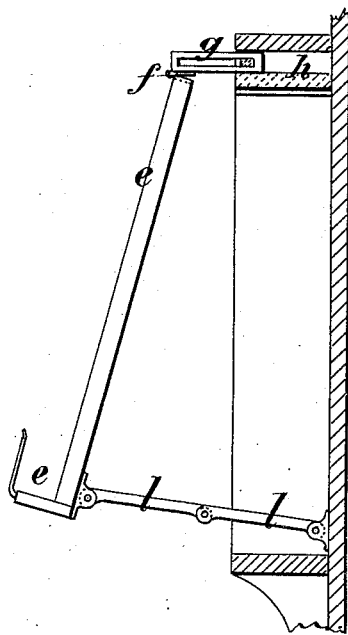


FIG: 4. B



Witnesses.

John E. Parker.

William D. Bonner.

Inventor.

Edward A. Locke;

By his Attorneys,

Howson and Sons

UNITED STATES PATENT OFFICE.

EDWARD AUGUSTUS LOCKE, OF MANCHESTER, COUNTY OF LANCASTER,
ENGLAND.

PIANO-FORTE, ORGAN, HARMONIUM, OR OTHER MUSICAL INSTRUMENT.

SPECIFICATION forming part of Letters Patent No. 382,481, dated May '8, 1888.

Application filed July 13, 1887. Serial No. 244,179. (No model.) Patented in England May 3, 1887, No. 6,424, and in Canada July 29, 1887, No. 27,305.

To all whom it may concern:

Be it known that I, EDWARD AUGUSTUS LOCKE, a subject of the Queen of Great Britain and Ireland, residing at Manchester, in the county of Lancaster, England, have invented Improvements in or Applicable to Piano-Fortes, Organs, Harmoniums, and Other Similar Musical Instruments, (for which I have obtained British Patent No. 6,424, dated May 3, 1887, and Canadian Patent No. 27,305, dated July 29, 1887,) of which the following is a specification.

The improvements consist principally in combining with the top of the instrument a cabinet, the central part of which contains a music desk of the peculiar construction hereinafter described, fitted with candle-brackets and inclosed within two doors. The side portions of the cabinet are also inclosed by doors, and may be fitted up, one as a "garde-du-vin" and the other as a book-case, or in any other convenient manner.

The practical construction and application of my invention will be readily understood on reference to the annexed two sheets of illustrative drawings and the following explanation thereof.

Figure 1, Sheet 1 on the drawings, is a front elevation showing the application of my improvements to an American organ or harmonium, the door of the right-hand portion of the cabinet being removed, and the doors of the central or desk portion being shown one partially and one fully open. Fig. 2, Sheet 2, is an enlarged front elevation, partly in section, of the central or desk portion; and Figs. 3 and 4 are vertical sections of two modifications of the same, taken through the line A B in Fig. 2.

Above the harmonium or other similar musical instrument *a a*, is fitted a cabinet composed of three parts, *b b*, *c c*, and *d d*, all inclosed by doors. The upper part of the middle portion, *c c*, may, however, be left open and fitted simply with shelves, as shown at Fig. 1. The two side portions, *b b* and *d d*,

may be fitted (either one or both) as a garde-du-vin, as shown on the right hand of Fig. 1, or in any other convenient manner. The lower portion of the central part, *c c*, has fitted therein a music-desk, *e e*, (see also Figs. 2, 3, and 4,) which is hinged at the top, as at *f f*, and the hinge is fitted to a bar, *g g*, which is mounted in guides *h h*, and can be drawn forward, as shown at Figs. 3 and 4, so as to bring the music to the most convenient angle and distance from the eye, the desk being supported at the required angle, either by props *i i* and racks *k k*, as shown at Fig. 3, or by elbow-jointed levers *l l*, as shown at Fig. 4. Inside each door of this lower central compartment, *c c*, is fixed a candle-bracket, *m m*, which when the doors are opened come into the proper position for throwing the light onto the music-desk *e e*. When the desk *e e* is pushed back, the doors can be closed and the candle-brackets *m m* are entirely concealed.

I claim as my invention—

1. The combination, with the top of a piano-forte, harmonium, or other musical instrument, of a horizontally-sliding bar, a music-desk hinged to the bar, and supports below for the desk, substantially as described.

2. The combination of the top of a piano-forte or other musical instrument with a horizontally-sliding bar, a music-desk hinged to the bar, and supports below for the desk, and doors to conceal the desk when closed, substantially as set forth.

3. The combination, with the top of a piano-forte or other musical instrument, of a cabinet having a compartment fitted with an adjustable hinged and sliding music-desk, and having doors provided with candle-brackets on the inside, substantially as described.

In testimony whereof I have signed my name to this specification in the presence of two subscribing witnesses.

EDWARD AUGUSTUS LOCKE.

Witnesses:

JNO. HUGHES,
J. E. HUGHES.