


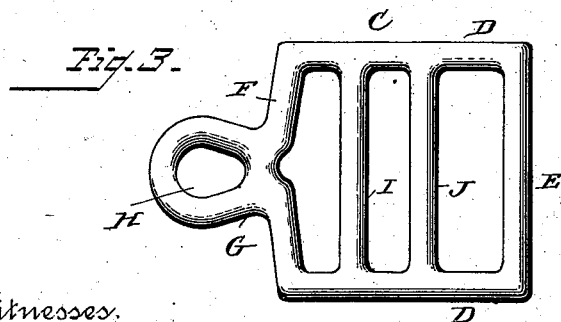

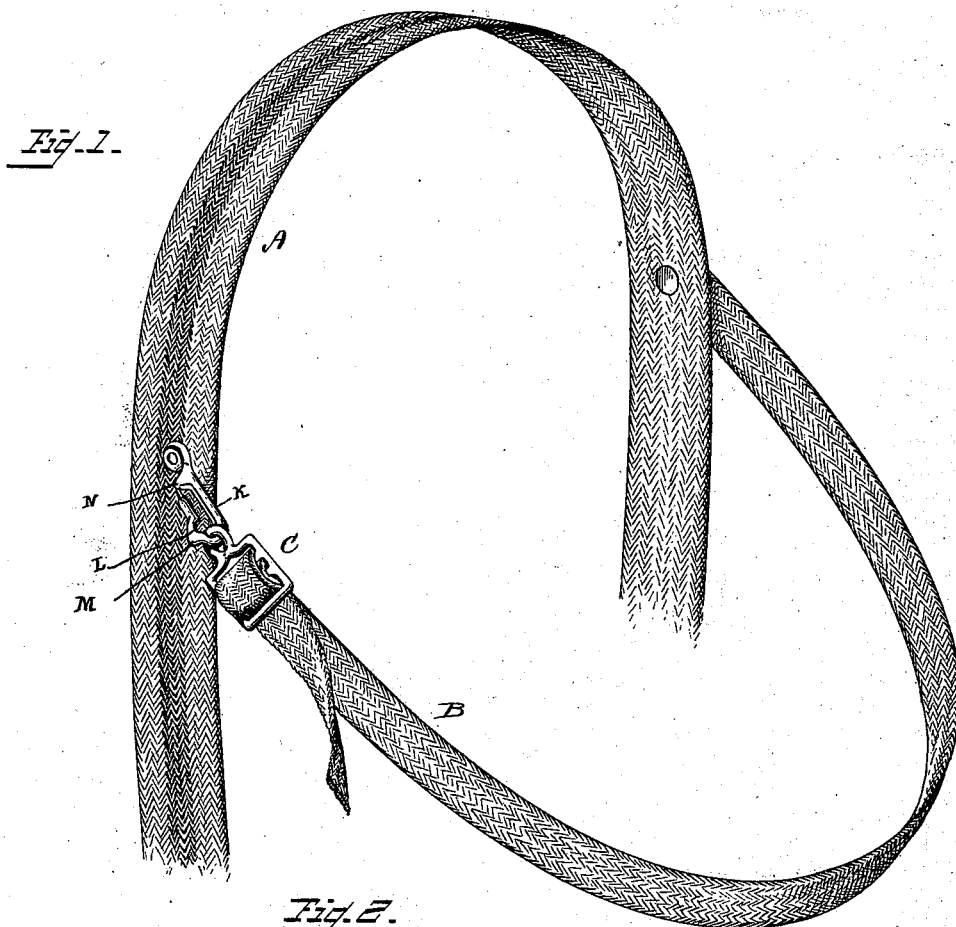
(No Model.)

J. C. COVERT.

HALTER.

No. 382,692.

Patented May 15, 1888.



Witnesses.

Wm. J. Spence.
Jas. H. Mahan.

Inventor

James C. Covert.

By his Attorney,

H. A. Taulmin.

UNITED STATES PATENT OFFICE.

JAMES C. COVERT, OF WEST TROY, NEW YORK.

HALTER.

SPECIFICATION forming part of Letters Patent No. 382,692, dated May 15, 1888.

Application filed January 18, 1888. Serial No. 261,096. (No model.)

To all whom it may concern:

Be it known that I, JAMES C. COVERT, a citizen of the United States, residing at West Troy, in the county of Albany and State of New York, have invented certain new and useful Improvements in Throat-Latches for Halters, of which the following is a specification, reference being had therein to the accompanying drawings.

This invention relates to certain new and useful improvements in halters constructed, preferably, of strips of webbing.

My invention consists of a throat-latch constructed of a strip of webbing secured rigidly at one end to one cheek-piece and detachably to the other cheek-piece, and provided with a connecting device having an eye at one end and composed of a skeleton frame having cross-bars, the latch being woven between the cross-bars and the eye adapted to fit over a hook or suitable device secured to one cheek-piece.

My invention further consists of a hook having a recess on one side of the prong and lug on the other side opposite the recess, and of the skeleton frame having the eye at one end adapted to fit over the hook and prevented from accidental displacement by the lug and removable by passing into the recess.

In the accompanying drawings, forming a part of this specification, and on which like reference-letters indicate corresponding features, Figure 1 represents a perspective view of the upper portion of a halter with my improvements applied thereto; Fig. 2, an enlarged sectional view of the skeleton frame and a part of the interwoven throat-latch; Fig. 3, an enlarged detail view of the frame in plan; and Fig. 4, an enlarged detail view of a modified form of hook in perspective.

The letter A designates the upper portion of a head-stall or halter, of any approved type, but preferably of webbing and of the kind set forth in Letters Patent granted to me May 10, 1887, No. 362,494, for halters. To this halter, at the usual place for a throat latch, is secured by a rivet or otherwise one end of a strip, B, of lighter grade and of less width than the halter proper. This piece of webbing constitutes the throat-latch, and at its free end is provided with a skeleton frame, C. This frame is composed of side pieces, D, of end pieces, E

and F, from the latter of which is a projection or head, G, having an eye, H, therein, and of two cross-bars, I and J, the latter being preferably a little farther from the end piece, E, than from the cross-bar I, for the purpose of giving ample space for the passage of the two thicknesses of the latch. The latch being of fabric and somewhat soft, and also requiring to be adjustably secured, needs to be arranged in a peculiar way. This way consists in threading it between the end piece, E, and the cross-bar J, being under the former and over the latter, thence between the bars J and I, under and round the latter, back over itself, under the piece E, and between it and incoming portion of the latch. When thus arranged, one part tending to move in one direction, acts against the other part, which is consequently drawn in the other direction, while the strain against the cross-bars and end piece, E, being added, the result is that the latch is strongly held, yet easily adjusted.

The letter K refers to the hook with which the eye H engages, which is secured to the halter, as by a rivet, and has its prong recessed at L and provided with a lug, M, opposite the recess to prevent the eye from working off, while the recess admits of removing the eye by hand. The lug N protects the end of the prong or hook from being broken or bent by catching against anything, as set forth in my said patent.

These improvements are of great value in the trade, and render the halter secure upon the animal's head without liability of slipping off, with convenience in adjusting, and with ease in engaging and disengaging the eye, and without danger of the eye working off the hook.

Having thus fully described my invention, what I claim as new, and desire to secure by Letters Patent, is—

1. The combination, with a halter, substantially as shown and described, and a web throat-latch secured permanently to one side of the upper portion of the halter, of a skeleton frame, as C, through which the free end of the latch is woven, and constructed with an eye at the end nearest the side of the halter opposite to that to which the latch is permanently secured, and a device secured to said nearest side of the halter with which the eye is adapted to engage.

2. The combination, with a halter, substantially as shown and described, and a hook secured to one side of the upper portion thereof, and having a prong constructed with a recess in
5 one side and a lug on the other side and opposite the recess, of a throat-latch connecting-frame, as C, having an eye at one end adapted to be fitted over the said prong by hand and arranged to be secured against accidental dis-
10 lodgement by the said lug.

3. The combination, with a halter, of a metallic hook, for the purpose described, consisting of a body portion having a hole at one end

for the attachment of the hook to the halter and terminating at the other end in a prong running toward said hole, the prong having a recess
15 in one side of it and a lug on the other side opposite the recess, whereby an eye may be fitted over the prong by the hand and is prevented from accidental dislodgement. 20

In testimony whereof I affix my signature in presence of two witnesses.

JAMES C. COVERT.

Witnesses:

ARTHUR B. STEWART,
FRED W. COVERT.