

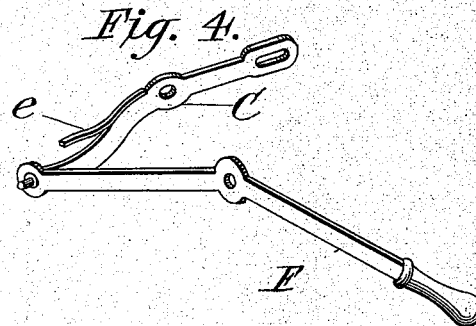
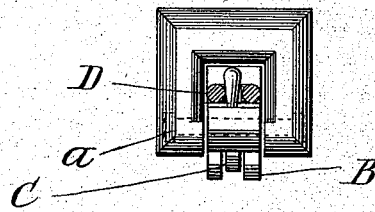
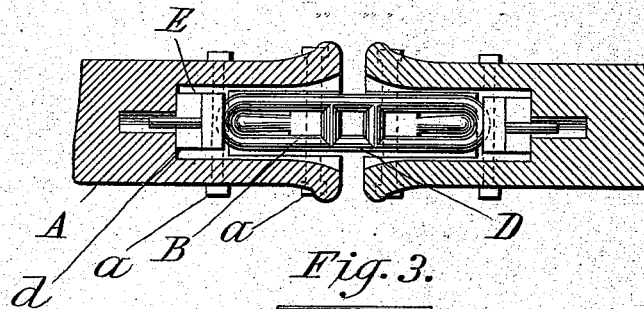
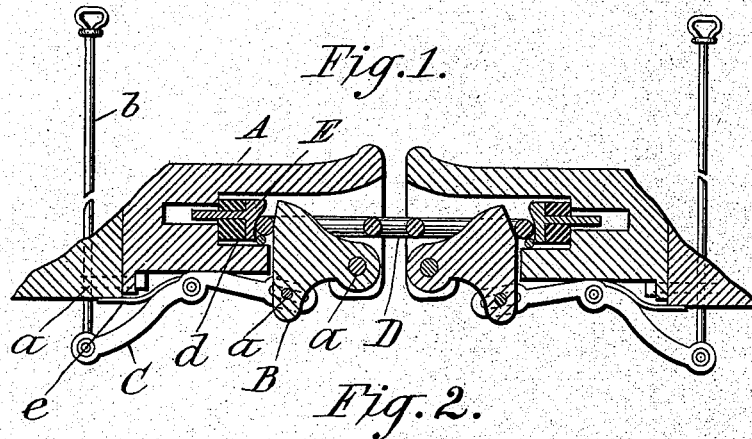
(No Model.)

W. L. UHLENHART.

CAR COUPLING.

No. 382,783.

Patented May 15, 1888.



Witnesses:
C. C. Holden.
J. Goplin.

Inventor:
William Ludwig Uhlenhart.

UNITED STATES PATENT OFFICE.

WILLIAM LUDEWIG UHLENHART, OF ASTORIA, OREGON.

CAR-COUPLING.

SPECIFICATION forming part of Letters Patent No. 382,783, dated May 15, 1888.

Application filed November 8, 1886. Serial No. 218,354. (No model.)

To all whom it may concern:

Be it known that I, WILLIAM LUDEWIG UHLENHART, a citizen of the United States, residing at Astoria, in the county of Clatsop, Oregon, have invented a new Car-Coupler, of which the following is a specification.

My invention relates to an improvement of the fastening of the link by substituting a tongue or catch in place of the ordinary pin, with a spring to hold the catch in place; also, a lever with a hand-hold on top or side of car, by which the spring may be drawn back and the tongue or catch allowed to drop out in uncoupling. In coupling, the link passes down the catch or tongue until the end has passed over it, when the tongue or catch is thrown by the spring through the link. I attain these objects by the said mechanism as illustrated in the accompanying drawings, in which—

Figure 1 is a vertical section of the whole coupling apparatus. Fig. 2 is a horizontal section of the coupling apparatus. Fig. 3 is a cross-section of link with tongue in position. Fig. 4 is a side lever for uncoupling.

Similar letters refer to similar parts throughout the different views.

A represents the coupling shaft.

B represents the coupling pin or tongue.

C represents the lever.

D represents the link for coupling.

E represents the fender-plate.

F, Fig. 4, represents lever-handle.

a represents bolts and pins.

b represents hand-hold to lever.

d represents spring, rubber, or other material.

e represents lever spring.

The coupling pin or tongue B turns on the bolt a, and is pressed down by the entrance of the link D until the end of the link passes over it, when the lever by the action of the spring e raises the tongue B through the link D and locks it until withdrawn by means of the hand-holds b and F.

b is intended to be operated from top of platform or car.

F is to be operated from side of car.

I claim as my invention and desire Letters Patent thereon—

1. In a car-coupling, the combination of the coupling-pin B, lever C, and spring e, substantially as set forth.

2. In a car-coupling, the combination of the several parts, coupling-pin B, lever C, fender-plate E, spring d, lever-spring e, and hand-hold b, all substantially as set forth.

3. In a car-coupling, the combination of the several parts, lever-pin B, lever C, fender-plate E, spring d, lever-spring e, and lever-handle F, all substantially as set forth.

Astoria, Oregon, October 26, 1886.

WILLIAM LUDEWIG UHLENHART.

Witnesses:

J. Q. A. BOWLBY,

E. C. HOLDEN.