



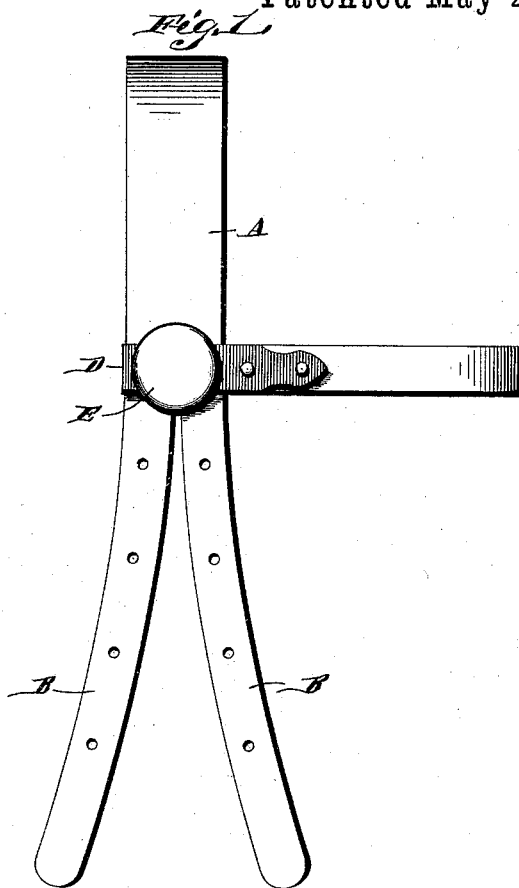
(No Model!)

J. C. HARPHAM.

ROSETTE ATTACHMENT FOR BRIDLES.

No. 383,122.

Patented May 22, 1888.



Witnesses.

C. B. Taylor,
C. L. Figgus.

Inventor,

Julius C. Harpham,
By his Attorneys

C. A. Hewitt.

UNITED STATES PATENT OFFICE.

JULIUS C. HARPHAM, OF LINCOLN, NEBRASKA.

ROSETTE ATTACHMENT FOR BRIDLES.

SPECIFICATION forming part of Letters Patent No. 383,122, dated May 22, 1888.

Application filed February 9, 1888. Serial No. 263,490. (No model.)

To all whom it may concern:

Be it known that I, JULIUS C. HARPHAM, a citizen of the United States, residing at Lincoln, in the county of Lancaster and State of Nebraska, have invented a new and useful Improvement in Rosettes for Bridles, of which the following is a specification.

My invention relates to improvements in rosettes for bridles, having for its object to provide a rosette which will combine with it a loop or clip to connect the brow-band to the crown-piece.

The invention consists, essentially, in a loop or clip attached to the end of the brow-band and embracing the crown-piece; furthermore, in a disk or rosette-plate formed on the outer side of the said clip or loop; and, furthermore, in certain novel details of construction and arrangement, which are fully set forth hereinafter in connection with the accompanying drawings, wherein—

Figure 1 is a side view of a bridle, showing the arrangement of the rosette with relation thereto. Fig. 2 is a detail perspective view of the rosette and clip or loop detached from the bridle. Fig. 3 is a longitudinal central section of the same. Fig. 4 illustrates a modified form of loop, and shows its manner of attachment to the end of the brow-band.

Referring by letter to the drawings, the crown-piece A is provided at its ends with the tongues or billets B B, to which are attached the upper ends of the cheek-strap and the throat-strap. The brow-band is provided at each end with a clip or loop, D, which embraces the crown-piece at the base of the tongues or billets B B. The ends of this clip or loop are placed, respectively, upon the outer and inner sides of the brow-band, and rivets are passed through the sides of the loop or clip and the brow-band. This construction is shown in the drawings, Figs. 1, 2, and 3; but any other manner of attachment may be employed, as stitching, gluing, &c.

The modification, Fig. 4, shows the sides of the loop or clip joined to form a single tongue or plate, P, which is inserted between the cheeks of the brow-band, formed by splitting the latter. Rivets are passed through the cheeks of the said band and the tongue or plate P.

The outer side of the clip or loop is enlarged to form the disk or rosette-plate E, which is preferably made in a convex form on its outer side, although it may be made flat. The disk or rosette-plate may be omitted and an ornamental rosette affixed to the outer side of the clip or loop, if preferred; or the rosette may be affixed to the disk or rosette-plate. The said disk or rosette-plate may, however, be ornamented in any preferred manner, and thus serve as the rosette, in which case it will be seen that the clip or loop and rosette are formed together.

G designates a rib or parting-plate, which extends transversely across the clip or loop near its center, thus dividing the interior of the loop or clip into two compartments, and when the tongues or billets on the ends of the crown-piece are passed through the clip or loop they pass respectively upon opposite sides of the said rib or parting-plate.

This invention is simple, and may be either cast or cut and stamped from sheet metal. In the latter case the rib or parting-plate may be either formed separate and secured in place in the clip or loop or formed of points which are struck up from the inner side of the clip or loop; but when the device is cast the said rib or parting-plate may be formed integral with the clip or loop.

In the ordinary practice the loop which connects the brow-band to the crown-piece is formed on the end of the former by turning the end back and stitching or riveting it to the band, and the rosette is attached in a variety of ways.

It is my object, as shown in the foregoing description, to combine the loop and the rosette so as to make them attachable at the same time, and thus simplify the construction of the bridle.

If necessary, more than one rib or parting-plate may be arranged in the clip or loop, depending entirely upon the number of tongues or billets on the end of the crown-piece.

Changes in the form, preparation, and details of construction of the several parts may be made without departing from the spirit or sacrificing the advantages of my invention.

Having thus described my invention, I claim—

1. As an improvement in bridles, the metallic loop attached to the end of the brow-band and adapted to receive the crown-piece, and the transverse rib or parting-plate arranged in the said loop to pass between the tongues or billets on the ends of the crown-piece, substantially as specified.

2. The combination, with the brow-band and the crown-piece, of the clip or loop attached to the end of the brow-band and adapted to receive the crown-piece, and the disk or rosette-plate carried by the clip or loop and adapted to be ornamented in any preferred manner, substantially as and for the purpose specified.

3. The combination of the clip or loop, the transverse rib or parting-plate therein, and the convex disk or rosette-plate carried by the clip or loop, substantially as specified.

4. The clip or loop to be fitted on the end of the brow-band and having a disk or rosette-plate formed integral therewith.

In testimony that I claim the foregoing as my own I have hereto affixed my signature in presence of two witnesses.

JULIUS C. HARPHAM.

Witnesses:

WM. McCORKLE,
A. L. ANDERSON.