

(No Model.)

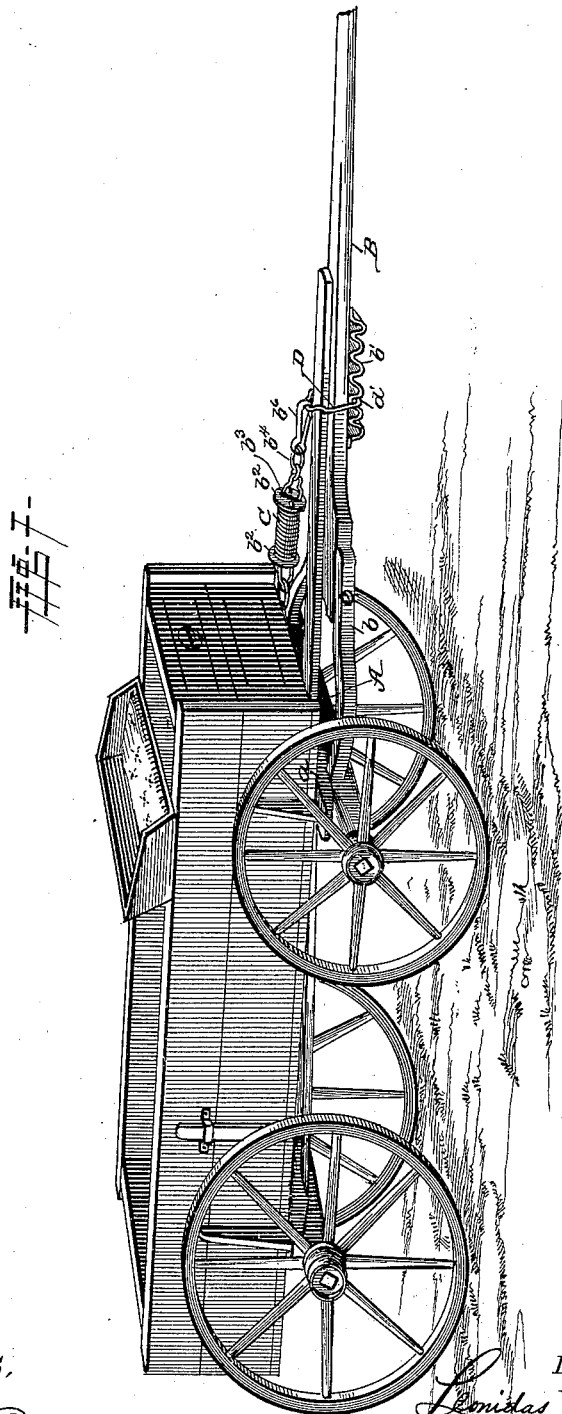
2 Sheets—Sheet 1.

L. W. LEAVELL, Jr. & R. E. L. LEAVELL.

TONGUE SUPPORT.

No. 383,183.

Patented May 22, 1888.



WITNESSES,

Wm. J. Little,
Jos. H. Ryan.

INVENTORS.

INVENTORS,
 Lemuel W. Leavell Jr.,
 Robert E. Leavell,
 by J. R. Little,
 Attorney.

(No Model.)

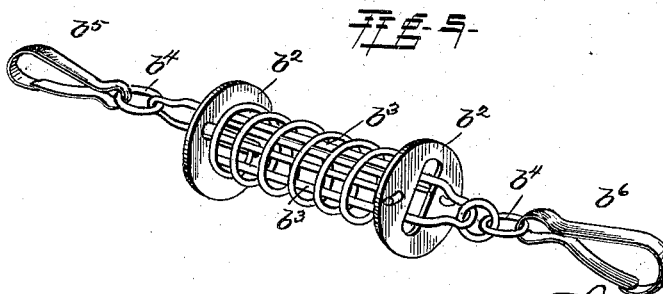
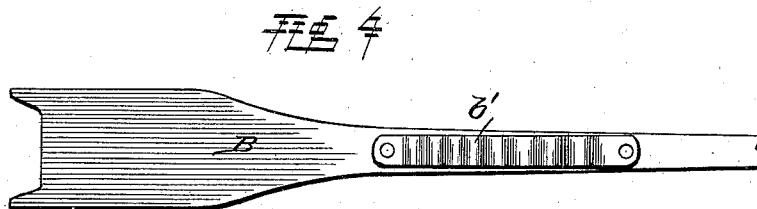
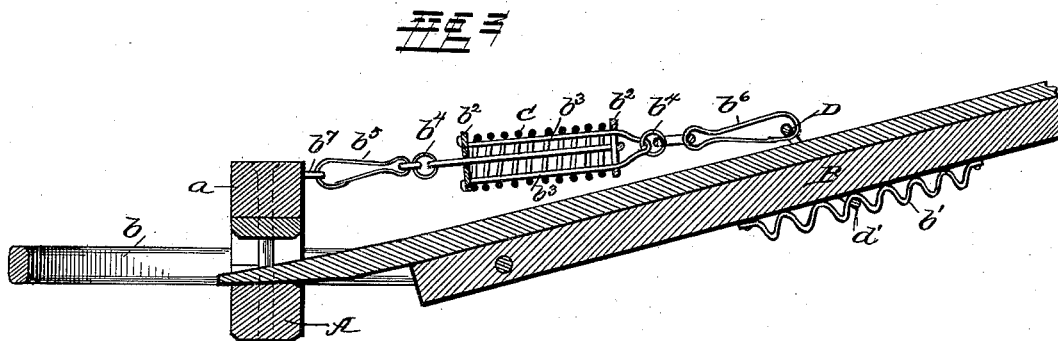
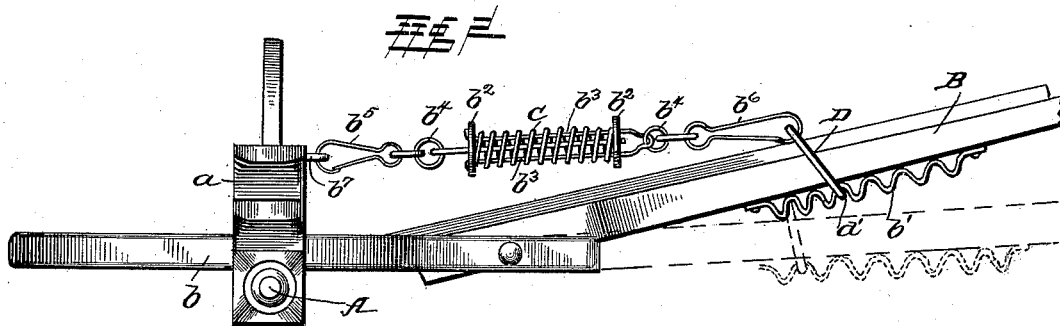
2 Sheets—Sheet 2.

L. W. LEAVELL, JR. & R. E. L. LEAVELL.

TONGUE SUPPORT.

No. 383,183.

Patented May 22, 1888.



WITNESSES,

Wm. J. Little,
Jos. A. Ryan.

INVENTORS

INVENTORS.
L. M. Seavell &
R. C. Seavell,
J. R. Little, Attorney.

UNITED STATES PATENT OFFICE.

LEONIDAS W. LEAVELL, JR., AND ROBERT E. LEE LEAVELL, OF KEARNEY,
MISSOURI.

TONGUE-SUPPORT.

SPECIFICATION forming part of Letters Patent No. 333,183, dated May 22, 1888.

Application filed January 10, 1888. Serial No. 260,338. (No model.)

To all whom it may concern:

Be it known that we, LEONIDAS W. LEAVELL, Jr., and ROBERT E. LEE LEAVELL, citizens of the United States of America, residing at Kearney, in the county of Clay and State of Missouri, have invented certain new and useful Improvements in Tongue-Supports, of which the following is a specification, reference being had therein to the accompanying drawings.

This invention pertains to certain new and useful improvements in tongue-supports, having for its object the provision of simple and efficient means for normally holding the outer forward end of the tongue elevated when not in use, and to have an upward tendency in practice, so as to relieve the weight thereof from the horses' necks.

To this end the invention comprises the peculiar construction, combination, and arrangement of the parts, substantially as hereinafter fully set forth, and particularly pointed out in the claims.

In the accompanying drawings, Figure 1 is a view in perspective of a wagon with our invention applied thereto. Fig. 2 is a view in side elevation, showing the positions occupied by the tongue. Fig. 3 is a longitudinal sectional view. Fig. 4 is a bottom plan view of the tongue, and Fig. 5 is an enlarged detail perspective view.

Corresponding parts in the several figures are denoted by the same letters of reference.

Referring to the drawings, A designates the axle of any vehicle, and a the bolster pivotally secured thereto at its center, as ordinarily constructed.

B is the central pole or tongue pivotally secured at its rear widened end, preferably between the forward ends of a bent or curved plate, b, rigidly secured to the axle, as shown. To the under side of the pole or tongue B is rigidly secured a corrugated or fluted plate, b', as shown.

C is a coil-spring, having its ends connected to and bearing firmly against the inner faces of end disks, b² b², to each of which are connected the ends of bent rods b³, extended through the center of the coil and project-

ing through central openings in said disks. The outer bent portions of these rods b³ are secured to or passed through rings b⁴ b⁴, connected to or held by spring-hooks b⁵ b⁵. The former one of said spring-hooks, b⁵, is connected to a suitable hook or staple, b', attached, preferably, to the center of the bolster a, or it may be to any other suitable point.

D is a band or stirrup provided with a lower straight connecting-bar, d, and an upper bent bar, d', to which is connected the forward spring-hook, b⁶, of the coil-spring, as shown. The lower connecting-bar of this band or stirrup is designed to engage with or enter any one of the grooves or recesses of the corrugated or fluted plate b', by means of which the tongue can be held at the desired point of elevation, said band or stirrup being slipped on said pole or tongue, as shown.

It will thus be seen that our invention comprises simple and efficient means for holding the pole or tongue elevated at the desired point, and that when in use said pole or tongue will have a tendency to move upward by reason of the coil-spring connection, the extent of such upward tendency being regulated by the band or stirrup and corrugated plate.

The advantages of our invention are apparent at a glance; the removal of the weight of the pole or tongue from the necks of the horses is a desideratum, and by means thereof all soreness or injury to the horses' necks by reason of the weighty poles or tongues is prevented.

We claim as our invention—

1. As an improvement in tongue-supports, the combination of the pole or tongue, having the corrugated or fluted plate, and the coil-spring having a band or stirrup for adjustable connection with said pole or tongue, as shown and described.

2. As an improvement in tongue-supports, the combination of the pole or tongue, the corrugated or fluted plate secured thereto, the coil-spring, and the band or stirrup encircling the tongue and engaging said plate, substantially as shown and described.

3. The combination, with the wagon-body and the pivoted tongue having the corrugated

or fluted plate, of the coil-spring, the rods projecting therethrough, the spring-hooks, and the band or stirrup, substantially as shown and described.

- 5 4. In a tongue-support, the combination, with the tongue, of a corrugated or fluted plate secured to the under side thereof, a band or stirrup encircling the tongue and engaging one of the corrugations of the plate, and a spring
10 connected therewith, substantially as set forth.

In testimony whereof we affix our signatures in presence of two witnesses.

LEONIDAS W. LEAVELL, JR.
ROBERT E. LEE LEAVELL.

Witnesses:

EUGENE ESTES,
WILLIAM C. MITCHELL.