

(No Model.)

J. M. BASINGER.

SNAP HOOK.

No. 383,336.

Patented May 22, 1888.

Fig. 1.

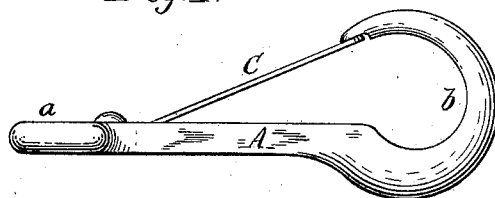


Fig. 2.

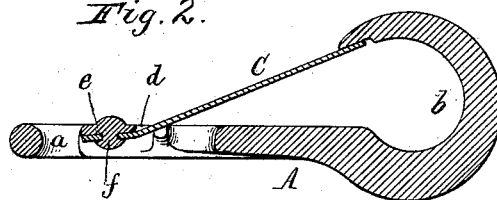


Fig. 3.

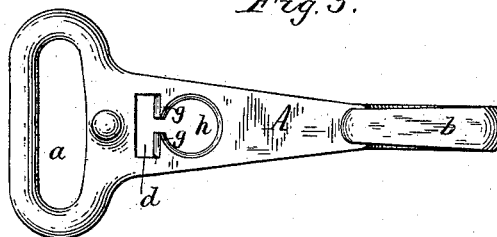
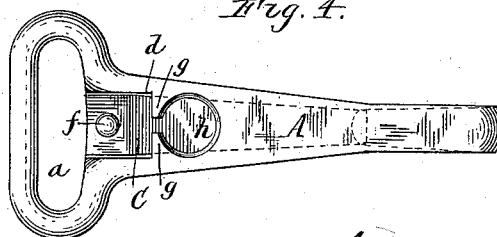


Fig. 4.



Witnesses:

Geo. J. Buchheit Jr.
Theo. L. Popp.

James M. Basinger Inventor.
By Wilhelm O. Bonnet.
Attorneys.

UNITED STATES PATENT OFFICE.

JAMES M. BASINGER, OF BUFFALO, NEW YORK.

SNAP-HOOK.

SPECIFICATION forming part of Letters Patent No. 383,336, dated May 22, 1888.

Application filed September 16, 1887. Serial No. 249,848. (No model.)

To all whom it may concern:

Be it known that I, JAMES M. BASINGER, of the city of Buffalo, in the county of Erie and State of New York, have invented new and useful Improvements in Snap-Hooks, of which the following is a specification.

This invention relates to an improvement in that class of snap-hooks in which the tongue consists of a flat spring; and it has for its object to attach the tongue to the snap-hook in a simple and inexpensive manner, and also to construct the hook in such a manner as to prevent dirt, water, ice, &c., from lodging between the tongue and the body of the snap-hook and impairing the working of the tongue.

The invention consists of the improvements which will be hereinafter fully set forth, and pointed out in the claims.

In the accompanying drawings, Figure 1 represents a side elevation of my improved snap-hook. Fig. 2 is a longitudinal section thereof. Fig. 3 is a top plan view of the snap-hook with the tongue removed. Fig. 4 is a bottom plan view of the same with the tongue applied.

Like letters of reference refer to like parts in the several figures.

A represents the body of the snap hook, which is constructed of malleable iron and provided at one end with a loop, *a*, and at its opposite end with a hook, *b*, in the usual manner.

C represents the tongue, which bears with its upper end under the nose of the hook *b* and closes the mouth thereof. The tongue C passes through a transverse slot, *d*, formed in the body A, near the loop *a*, and is provided at its lower end with a hole, *e*, which fits over a downwardly-projecting stud or pin, *f*, formed on the under side of the body A in rear of the slot *d*. The stud or pin *f* is preferably upset after the tongue is applied thereto, as shown in the drawings; but this is not necessary, as the tongue is retained upon the pin by the nose of the hook *b*, which limits the upward movement of the tongue, and thereby prevents

its disengagement from the stud. The tongue C is held against lateral movement by the sides of the slot *d*.

g g represent lugs or ears projecting into the slot *d* from opposite sides thereof, and upon which the tongue C rests. This construction enables the tongue to be secured to the snap-hook by a single pin or stud.

h represents an opening formed in the body A in front of the slot *d*, and communicating with the latter by the space formed between the inner ends of the lugs *g g*. The opening *h* provides an open space below the tongue at the point where the tongue bears against the body of the snap-hook, thereby preventing any dirt, ice, &c., from accumulating or lodging at this point and interfering with the free operation of the tongue.

In case the slot *d* should be formed somewhat too large in casting to produce a tight fit of the tongue in the same, the opening *h* will permit the sides of the body A to be compressed, so as to reduce the width of the slot and form a more perfect fit.

My improved snap-hook is very simple in construction, and is cast complete with the stud *f* and lugs *g*, thus materially reducing the cost of the snap-hook.

I claim as my invention—

The combination, with the body A, provided with a slot, *d*, and lugs or projections *g g*, of a pin or stud, *f*, formed on the under side of the body A, a tongue, C, provided with a hole engaging over said pin or stud, and an unobstructed opening, *h*, formed in the body A in front of the slot *d* and communicating with the latter, whereby dirt, &c., is prevented from lodging under the tongue, substantially as set forth.

Witness my hand this 9th day of August, 1887.

JAMES M. BASINGER.

Witnesses:

CARL F. GEYER,
FRED C. GEYER.