

(No Model.)

J. A. DICKSON.

HORSE DETACHER.

No. 383,447.

Patented May 29, 1888.

Fig. 1.

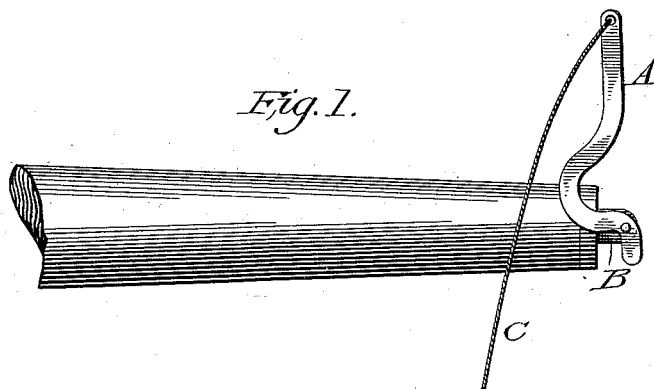


Fig. 2.

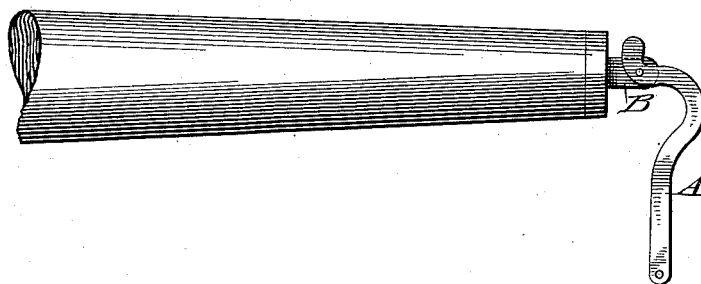
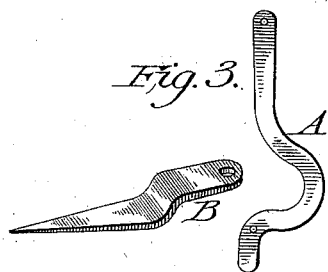


Fig. 3.



Witnesses.

Robert McEwen.
O. A. Ames.

Inventor.

John Amos Dickson.

UNITED STATES PATENT OFFICE.

JOHN AMOS DICKSON, OF PULASKI, TENNESSEE.

HORSE-DETACHER.

SPECIFICATION forming part of Letters Patent No. 393,447, dated May 29, 1888.

Application filed September 13, 1887. Serial No. 249,506. (No model.)

To all whom it may concern:

Be it known that I, JOHN AMOS DICKSON, a citizen of the United States, residing at Pulaski, in the county of Giles and State of Tennessee, have invented a new and useful Improvement in Horse-Detachers, of which the following is a specification.

My invention relates to an improvement which is a novel means for detaching the traces from the ends of the singletree.

The primary object of my invention is to provide a buggy or other vehicle with an improved detacher, of simple, strong, and cheap construction, for the purpose of releasing a horse from a vehicle instantly when desired.

In the drawings, Figure 1 is a perspective view of one end of a singletree provided with my improved horse detacher. Fig. 2 is a similar view showing the device in position detaching. Fig. 3 is a similar view of the several parts separated.

Similar letters of reference indicate corresponding parts in all the figures.

My invention has relation to that class of horse detachers in which the traces are hooked upon pivoted hooks at the end of the singletree; and it consists in the detailed construction and combination of parts of the same, as hereinafter more fully described and claimed.

In the accompanying drawings, the letter A indicates the detaching-lever, which is placed on top of the trace-holding pin B and pivoted to said pin just outside of where the trace works on the pin in pulling. At this point it is

bent back to prevent the trace from coming off, and on the inside of the trace it is bent forward along beside the trace, as shown in Fig. 1, and through the end of said lever a hole is drilled for the purpose of attaching the cord C, which passes back to a point in easy reach of the driver's hand, which, when drawn, brings the lever in the position shown in Fig. 2, which turns the trace off of the trace-holding pin, thus releasing the horse from the vehicle.

I am aware that it is not broadly new to have the traces hooked upon pivoted hooks at the end of the singletree, having means for releasing the pivoted hooks, and I do not claim such construction, broadly; but

What I claim, and desire to secure by Letters Patent of the United States, is—

1. The herein-described horse-detacher, consisting of the whiffletree provided at its ends with the holding-pin, the curved lever pivoted to the end of said pin in the plane of the upper horizontal surface of the whiffletree, and the cord for operating the lever, as set forth.

2. The combination, in a horse-detacher, of the whiffletree, the bent pin B, lever A, and cord C, as set forth.

In testimony that I claim the foregoing as my own I have hereunto affixed my signature in the presence of two witnesses.

JOHN AMOS DICKSON.

Witnesses:

W. C. DICKSON,
MARK ARROWSMITH.