

(No Model.)

E. P. ALLBE.

SIDE STICK FOR PRINTERS' GALLEYS.

No. 383,682.

Patented May 29, 1888.

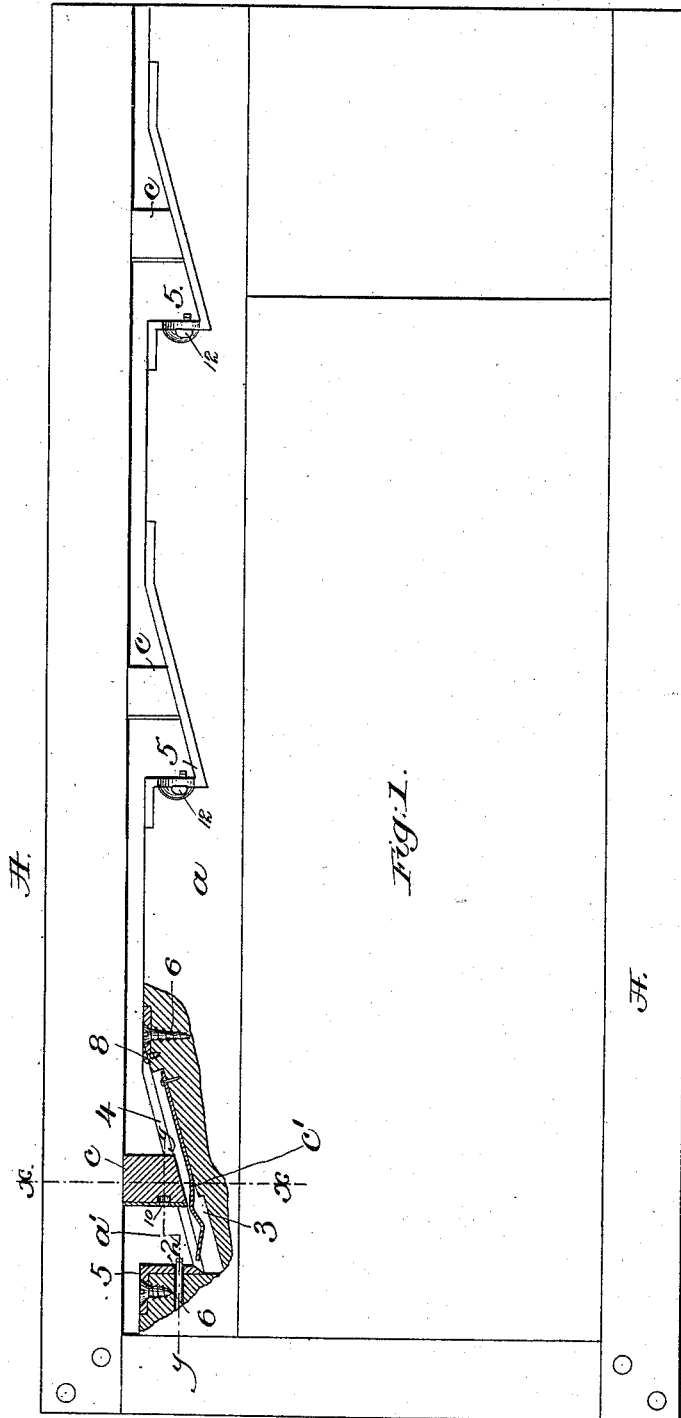


Fig: 1.


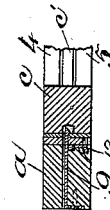


Fig. 3.



Witnesses.

Fred. S. Greenleaf.
Fred L. Emery

Travelers.

Edward P. Atlee,
by Henry Gregory
Cory's,

UNITED STATES PATENT OFFICE.

EDWARD P. ALLBE, OF BOSTON, MASSACHUSETTS.

SIDE-STICK FOR PRINTERS' GALLEYS.

SPECIFICATION forming part of Letters Patent No. 383,682, dated May 29, 1888.

Application filed June 28, 1887. Serial No. 242,722. (No model.)

To all whom it may concern:

Be it known that I, EDWARD P. ALLBE, of Boston, county of Suffolk, and State of Massachusetts, have invented an Improvement in Side-Sticks for Printers' Galleys, of which the following description, in connection with the accompanying drawings, is a specification, like letters on the drawings representing like parts.

10 This invention has for its object to provide a side-stick for a printer's galley with adjusting devices, whereby it may be speedily moved to accurately and firmly hold the type in position.

15 The invention consists in the combination, with the side-stick, of one or more adjusting devices, shown as wedge-blocks, which follow in inclined guideways formed in the side-stick and bear against the side of the galley.

20 The side-stick herein shown contains three recesses, one side of each of which forms an inclined guideway, and a wedge-block is fitted into the guideway of each recess. At the outer end of the guideway a stop or check is secured to prevent the wedge-block from being removed from the guideway, and to keep the said block in the deeper part of the recess when not in use a spring-latch is employed, and also a catch.

30 Figure 1 shows a plan view of a printer's galley having a side-stick embodying this invention, a portion of the side stick being cut away to more fully illustrate the invention; Fig. 2, a vertical section of Fig. 1, taken on the dotted line *x x*; and Fig. 3, a sectional detail of a portion of the side-stick, taken on the dotted line *y y*, Fig. 1, the block *c* being moved into the deepest part of its recess and engaged by the catch.

40 The side-stick *a* is made of any suitable length to fit the galley *A*. The side-stick *a* is provided with one or more recesses, as *a'*, formed by cutting away the material of the stick to present a straight side, 2, at right angles with relation to the side-stick, and a long inclined side, 3. A metallic strip, 5, cast or bent to correspond in shape with the shape of the recess, is secured to the side-stick by screws 6, and for a portion of its length, or for the entire length of the inclined side, said strip is grooved to present a guideway, as best

shown in Fig. 2, in which groove is fitted a wedge-block, *c*. A spring-latch, *c'*, is employed to normally keep the wedge-block *c* in the deeper part of the recess, so that its contacting face will lie flush with the side-stick, said spring-latch yielding to permit the wedge-block to be moved up the inclined guideway. The side-stick is placed in the galley so that the wedge-block bears against the side of the galley, and by pushing the wedge-block up the inclined guideway, it bearing against the side of the galley, forces the said stick away from the side of the galley against the type. A stop, pin, or check, 8, is provided for preventing the wedge-block from being removed from the inclined guideway. A yielding latch, 9, is placed within the side-stick, the engaging end of which enters the recess *a'*, and when the block *c* is in the deepest part of the recess said engaging end enters a hole or recess cut in said block, and thereby holds the block in position. The yielding latch 9 is moved to release the block *c* by depressing a finger-piece, 12.

I have herein shown the side-stick as having three recesses, each of which has a wedge-block; but it is obvious that any other number of wedge-blocks and recesses might be employed, depending upon the length of the stick.

It is also obvious that the inclined side of the recess or opening may be itself grooved, thus doing away with the metallic strip 5.

I claim—

1. A removable side-stick for a printer's galley, it having one or more openings or recesses having an inclined side provided with a groove, and a wedge-block, as *c*, connected with the side-stick, and so adapted to be locked in the recess that its contact-face will be flush with the side-stick, and moving upon the inclined side as a guideway, the flat face of the wedge-block being adapted to bear upon the side of the galley directly, substantially as described.

2. A side-stick for a printer's galley, it having one or more openings or recesses having an inclined grooved side, and a wedge-block, as *c*, connected permanently with the side-stick, and moving upon the inclined side as a guideway, the inclined face of the block *c* en-

gaging the said groove, a stop or check, 8, and a spring-latch, *c'*, substantially as and for the purpose specified.

3. A side-stick for a printer's galley, it having one or more openings or recesses having an inclined side, and a wedge-block, as *c*, connected with the side-stick, and moving upon the inclined side as a guideway, and a catch, 9, to engage and hold said wedge-block when
10 the latter is in the deeper part of the recess,

and a releasing device, 12, therefor, substantially as and for the purpose specified.

In testimony whereof I have signed my name to this specification in the presence of two subscribing witnesses.

EDWARD P. ALLBE.

Witnesses:

BERNICE J. NOYES,
F. L. EMERY.