

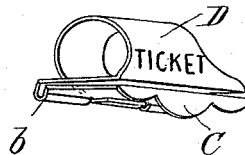

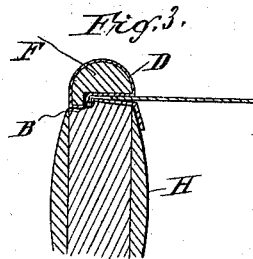
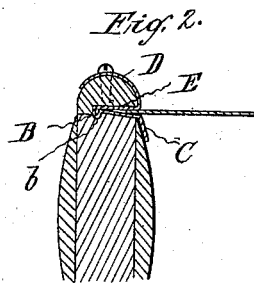
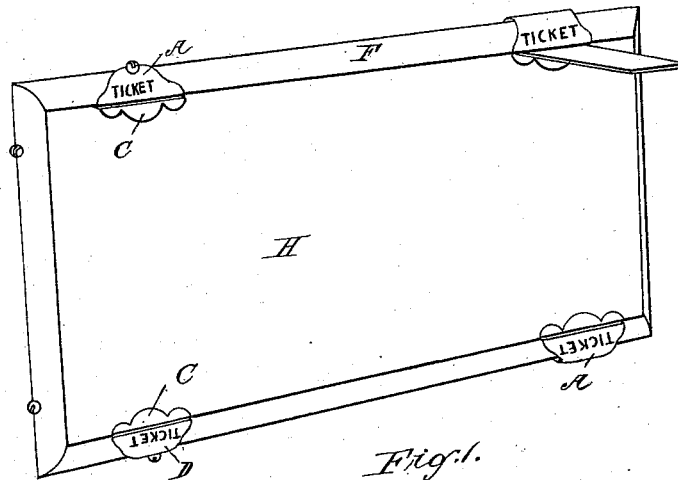
(No Model.)

D. F. CROFUT.

TICKET HOLDER.

No. 383,797.

Patented May 29, 1888.



Witnesses.

W. Benjamin.

Edward A. Gray.

Inventor.

David F. Crofut.
per
Frost & Co.
attys.

UNITED STATES PATENT OFFICE.

DAVID F. CROFUT, OF BRIDGEPORT, CONNECTICUT, ASSIGNOR TO BURNS,
SILVER & CO., OF SAME PLACE.

TICKET-HOLDER.

SPECIFICATION forming part of Letters Patent No. 383,797, dated May 29, 1888.

Application filed December 21, 1887. Serial No. 258,558. (No model.)

To all whom it may concern:

Be it known that I, DAVID F. CROFUT, a citizen of the United States, residing in the city of Bridgeport, State of Connecticut, have
5 invented a new and useful Improvement in Ticket-Holders, of which the following, taken in connection with the accompanying drawings, is a full, clear, and accurate description.

The object of my invention is to provide an
10 attachment to the frame of the backs of seats of railroad passenger-cars for holding the passengers' tickets so as to be readily seen by the conductor and passengers.

In the drawings, Figure 1 is a perspective
15 view of a reversible back of a seat of a railroad-car with my improved ticket-holder attached to the frame of the seat in two ways. Fig. 2 is a vertical cross-section of the invention containing the ticket, and showing the
20 holder attached to the frame of the car-seat by means of a screw. Fig. 3 is a vertical cross-section of the invention, showing another plan of attaching the ticket-holder to the frame of the car-seat. Figs. 4 and 5 are
25 perspective views of my improved ticket-holder shown in different forms which are made to attach to the frame of car-seats.

Similar letters of reference refer to similar parts.

30 My improved ticket-holder A is made from a strip of sheet metal cut to the required length and width and then bent over against itself until it almost touches. (Shown at B, Figs. 2 and 3.) From this double-bent piece
35 of metal I bend the end *c* of the lower part of the metal sheet in form, so as to adapt itself to the cushioned back C immediately below the frame F of the car-seat, so that it will closely hug the same. The end of the upper part of the
40 sheet-metal piece I bend over and back toward the fold of the metal in such a form that it will clasp around the frame F of the car-seat.

In attaching my improved ticket-holder A to the frame F of a car-seat it can be formed
45 at the back B, or where the metal is bent upon itself into a ridge, *b*, and the groove of the car-seat is cut away enough to form a recess or shoulder, E, which is shown in Figs. 2 and

3, adapted to receive the folded metal and its ridge or welt *b*. The bent end D may be so
50 formed as to pass entirely around the top and under the edge of the bottom of the frame F of the car-seat; or it may be extended only partially over the top of the frame F and then be fastened thereto by screws, nuts, or other fast-
55 enings, as shown in Figs. 3 and 4.

I am aware that ticket-holders for seats of railroad-cars have been made by bending a piece of sheet metal over and upon itself, and particularly of this ticket-holder described
60 and patented by me in Letters Patent No. 349,924, granted September 28, 1886; but I have found by practical use that all ticket-holders heretofore invented are open to the objection of being so constructed as to insure
65 a positive projection of said ticket-holder from the car-seat, thus endangering the clothes and comfort of the passengers; but my improved ticket-holder is so formed and attached to car-
70 seats that it fits snugly and adapts itself necessarily to the frame of the back of the car-seats, leaving no projection whatever, and thus avoiding all the difficulties and troubles in-
75 curred by the use of most of the ticket-holders now in use.

Having thus described my invention, what I claim, and desire to secure by Letters Patent, is—

A ticket holder constructed of a strip of metal bent upon itself with one end bent upward
80 and backward to conform to the shape of the frame of the car-seat, and the other end bent downward and backward to rest against the cushion of the back of said car-seat, and with a ridge formed at the back of said ticket-holder
85 where it is bent upon itself, in combination with said seat, which is provided with a recess in the frame thereof adapted to receive the ridge and flat bent portions of the ticket-holder.

In witness whereof I have hereunto set my
90 hand this 1st day of September, 1887.

DAVID F. CROFUT.

In presence of—

WM. N. BEARDSLEY,
EDWARD A. JONES.