

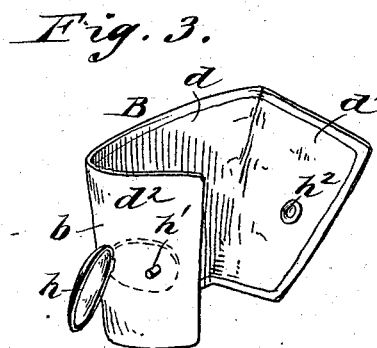
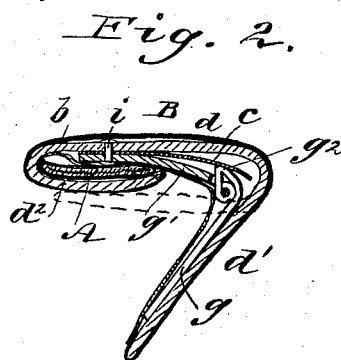
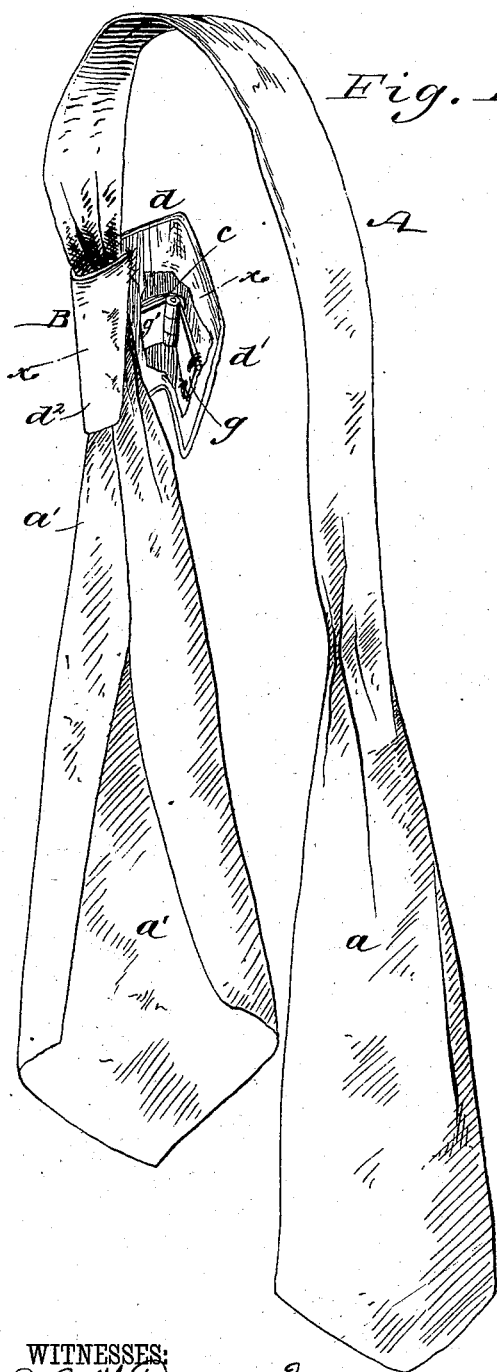
(No Model.)

A. HELLENBERG.

NECKTIE FASTENER.

No. 384,036.

Patented June 5, 1888.



WITNESSES:  
*John M. Deemer*  
*W. Sedgwick*

INVENTOR:  
*A. Hellenberg*  
BY *Munn & Co*  
ATTORNEYS.

# UNITED STATES PATENT OFFICE.

ADOLPH HELLENBERG, OF NEW YORK, N. Y.

## NECKTIE-FASTENER.

SPECIFICATION forming part of Letters Patent No. 384,036, dated June 5, 1888.

Application filed January 26, 1888. Serial No. 261,963. (No model.)

*To all whom it may concern:*

Be it known that I, ADOLPH HELLENBERG, of the city, county, and State of New York, have invented a new and Improved Necktie, of which the following is a full, clear, and exact description.

My invention consists of a necktie having an open spring-clasp finished to form the knot of the tie and constructed to be opened at the back to receive and retain the neckband or ribbon after its free end has been passed around the neck of the wearer.

The invention also consists of the special construction of the necktie, all as hereinafter described and claimed.

Reference is to be had to the accompanying drawings, forming a part of this specification, in which similar letters of reference indicate corresponding parts in all the figures.

Figure 1 is a broken perspective view of my new and improved necktie. Fig. 2 is a sectional view taken on the line *xx* of Fig. 1, and Fig. 3 shows a modified form of the clasp.

A represents the scarf or ribbon portion of the necktie of suitable length and shape to pass around the neck and to form the ends or aprons *a a'*, on one of which—*a'*, for example—the clasp B is placed, and is adapted to slide thereon. The clasp B is finished with a silk or other appropriate covering or facing, *b*, and in this instance is of keystone shape and forms the head or knot of the tie. The clasp in this instance is made of three members—viz, the body *d*, the opening or hinged member *d'*, and the lap or fold *d''*, which is a part of the body *d* and receives the portion *a'* of the scarf, as shown clearly in Figs. 1 and 2. The member *d'* is adapted to be opened out, as shown in all of the figures, to receive the part *a* of the scarf after it has been passed around the neck of the wearer, and, being placed in the clasp,

the member *d'* is to be closed upon it, as shown in dotted lines in Fig. 2, for holding the scarf upon the neck without tying or securing with a pin or other fastening.

In the form of clasp shown in Figs. 1 and 2 the member *d'* of the clasp is held both opened and closed by a spring, *c*, and arm or plate *g*, hinged to the plate *g'*, secured to the body *d* by a rivet or other fastening, *i*. (Shown in Fig. 2.) The spring *c* is held at one end to the plate *g'*, and its free end presses upon the double-faced shoulder *g''* of the arm *g*, for holding the clasp opened or closed.

In the form of clasp shown in Fig. 3 the member *d'* is held closed by a spring-plate, *h*, attached to the folded portion *d''*, a stud, *h'*, being provided to enter an eyelet, *h''*, inserted in the member *d'*, and upon which stud the plate *h* presses when closed.

By constructing the necktie as described all necessity for tying is avoided, and the clasp B serves a double purpose, and the member *d'*, being hinged and adapted to be opened out away from the body of the clasp, all necessity for passing the tie through the clasp is obviated.

Having thus described my invention, what I claim as new, and desire to secure by Letters Patent, is—

The body *d*, formed with the fold or member *d''*, to hold one side of the scarf, and the hinged member *d'*, free at one edge and constructed to overlap the opposite side of the scarf, in combination with the plate *g'*, hinged arm *g*, provided with shoulder *g''*, and the spring *c*, arranged to press upon the shoulder *g''*, substantially as described.

ADOLPH HELLENBERG.

Witnesses:

HERMAN HELLENBERG,  
JACOB L. COHN.