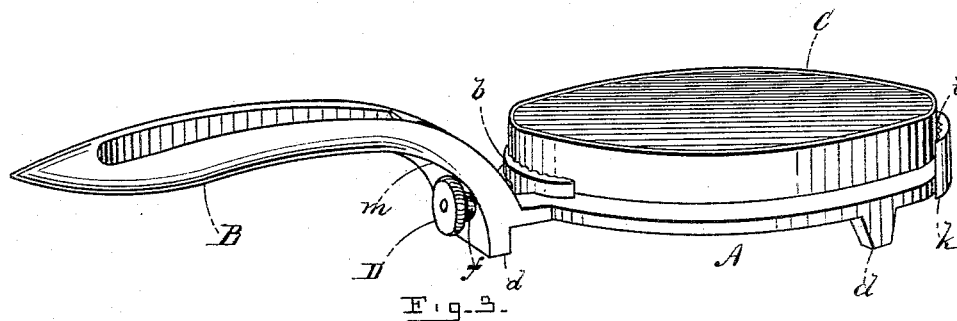
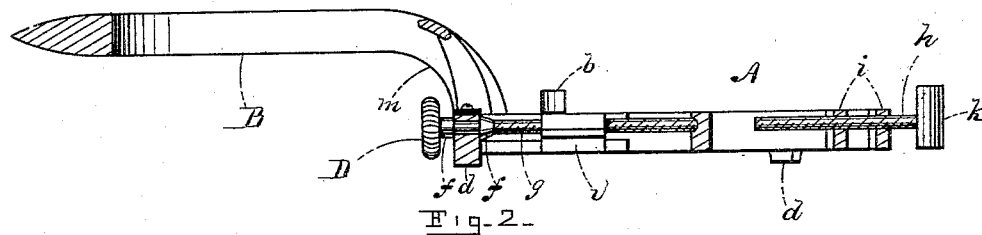
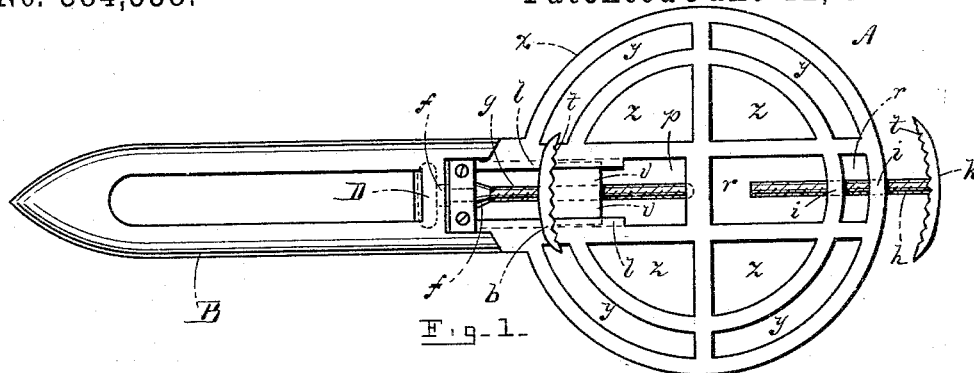


(No Model.)

W. TAYLOR.
BLACKING BOX HOLDER.

No. 384,338.

Patented June 12, 1888.



WITNESSES=
J. D. Matthews.
J. M. Sprimay.

INVENTOR=
Wesley Taylor
PER C. A. Shaw & Co.
ATTYS-

UNITED STATES PATENT OFFICE.

WESLEY TAYLOR, OF SOMERVILLE, MASSACHUSETTS.

BLACKING-BOX HOLDER.

SPECIFICATION forming part of Letters Patent No. 384,338, dated June 12, 1888.

Application filed October 13, 1887. Serial No. 252,219. (No model.)

To all whom it may concern:

Be it known that I, WESLEY TAYLOR, of Somerville, in the county of Middlesex, State of Massachusetts, have invented a certain new and useful Improvement in Blacking-Box Holders, of which the following is a description sufficiently full, clear, and exact to enable any person skilled in the art or science to use the same, reference being had to the accompanying drawings, forming part of this specification, in which—

Figure 1 is a top plan view of my improved blacking-box holder; Fig. 2, a vertical longitudinal section of the same, some of the parts being shown in side elevation; and Fig. 3, an isometrical perspective view of the holder represented as in use.

Like letters and figures of reference indicate corresponding parts in the different figures of the drawings.

My invention relates more especially to that class of blacking-box holders which are adjustable or adapted for use with boxes of different sizes; and it consists in a novel construction and arrangement of parts, as hereinafter more fully set forth and claimed, the object being to produce a simple, cheap, and effective device of this character.

The nature and operation of the improvement will be readily understood by all conversant with such matters from the following explanation.

In the drawings, A represents the body of the holder, B the handle, and C the blacking-box.

The body A is round and provided with openings *r* *z* *y* and legs *d*, being of such size as to properly support the box C.

The handle B is cast integral with the body A, and is bent or curved upward at its inner end, as shown at *m* in Figs. 2 and 3. A horizontally-arranged screw, *h*, is centrally disposed in threaded holes *i* in the forward portion of said body, directly opposite the handle B and in parallelism therewith. The screw *h* is provided on its outer end with a crescent-shaped head, *k*, having its inner face serrated, as shown at *t*, to enable it to take a firm hold of the box C when the implement is in use.

A slot, *p*, is formed in the body A, the inner edges of said slot being provided with ways *l*, on which is fitted to slide a nut, *v*, carrying on its outer end a crescent-shaped head, *b*, having its inner face serrated, as shown at *t*, and being otherwise similar in construction to the head *k* on the screw *h*. A screw-threaded rod, *g*, is centrally and horizontally journaled at its outer end in the inner end of the handle B, said rod being provided with shoulders *f*, so that when it is rotated it will not be withdrawn from its bearings in said handle. The rod *g* passes through a centrally-arranged screw-threaded hole in the nut *v*, which is adapted to travel thereon, and is provided at its outer end with a rosette, D, by means of which it can be readily rotated.

In the use of my improvement the head *k* is first adjusted by means of the screw *h* in accordance with the size of the box C, after which said box is placed on the body A, with one of its sides resting against said head, and the rod *g* turned by means of its rosette D in such a direction as to cause the nut *v* to travel inwardly thereon until its head *b* forcibly engages the box C, thereby securely clamping said box between the heads *b* *k* in a manner which will be readily understood by all conversant with such matters without a more explicit description.

Having thus explained my invention, what I claim is—

1. In a blacking-box holder, the screw *h*, provided with the serrated head *k*, in combination with the body A, screw *g*, and nut *v*, said nut being fitted to slide in said body and provided with the serrated head *b*, substantially as set forth.

2. In a blacking-box holder, the body A, provided with the curved handle B, and having the ways *l*, in combination with the nut *v*, disposed on said ways and having the serrated head *b*, the threaded rod *g*, journaled in said handle and disposed in a threaded hole in said nut, and the screw *h*, provided with the serrated head *k*, substantially as set forth.

WESLEY TAYLOR.

Witnesses:

O. M. SHAW,
E. M. SPINNEY.