

(No Model.)

H. W. BELDSMEIER.
PULLEY.

No. 384,501.

Patented June 12, 1888.

Fig. 1.

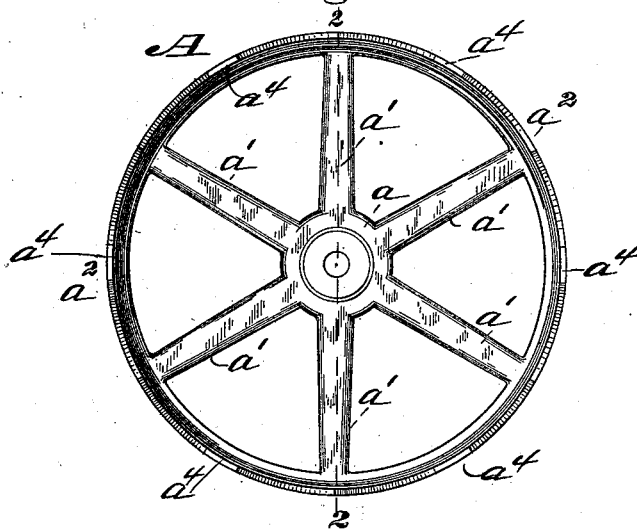


Fig. 2.

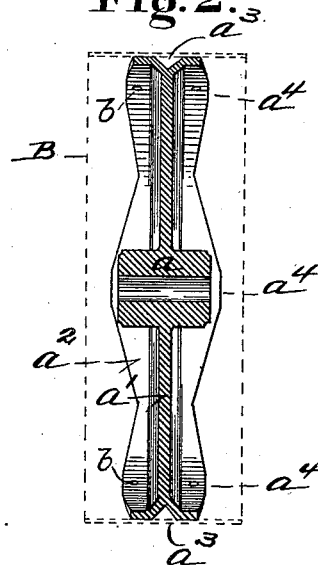
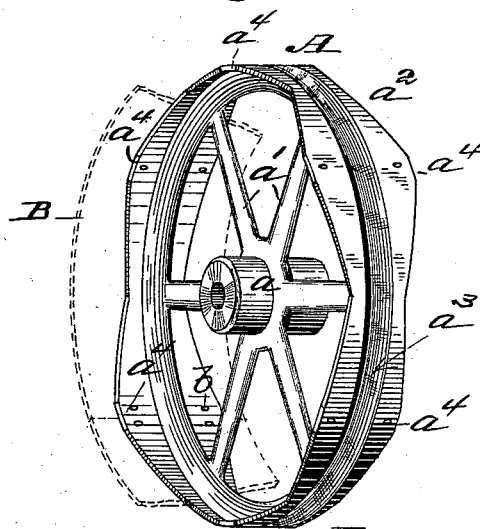


Fig. 3.



Witnesses:

N. B. Andersson,
Inventor

Inventor:

Henry W. Beldsmeier,
by C. R. Moody,
att'y

UNITED STATES PATENT OFFICE.

HENRY W. BELDSMEIER, OF ST. LOUIS, MISSOURI.

PULLEY.

SPECIFICATION forming part of Letters Patent No. 384,501, dated June 12, 1888.

Application filed November 21, 1887. Serial No. 255,634. (No model.)

To all whom it may concern:

Be it known that I, HENRY W. BELDSMEIER, of St. Louis, Missouri, have made a new and useful Improvement in Pulleys, of which the following is a full, clear, and exact description.

The improvement relates to that class of pulleys having a cast-metal central portion and a wrought-metal rim; and it consists in the special construction of the peripheral part of the cast metal portion, substantially as is represented in the annexed drawings, making part of this specification, in which—

Figure 1 is a side elevation of the cast-metal portion of the improved pulley. Fig. 2 is a cross section on the line 2 2 of Fig. 1, the broken lines indicating the pulley-rim; and Fig. 3 is a view in perspective showing the cast metal portion in full and a part of the pulley-rim in broken lines.

The same letters of reference denote the same parts.

The cast-metal portion A is composed of the usual hub, a , the spokes a' , and, in addition to the hub and spokes, the peculiarly-constructed peripheral part a^2 . This last-named part is in effect a circular band extending around the spokes and narrowed at points, respectively, opposite the spokes, and between the spokes being widened, substantially as shown. The part a^2 is also channeled, as shown at a^3 . The pulley is completed by the addition of the wrought-metal rim B, Figs. 2, and 3, which is

secured to the part a^2 by rivets b passing into the wider portions a^4 of the part a^2 . By this means a strong light pulley is obtained, for, owing to the part a^2 being wider between the spokes, the pulley is strengthened both laterally and in the direction of its plane, so that it is as strong at such intermediate points as at the points directly in line with the spokes. The groove or channel a^3 also serves to strengthen the pulley without materially increasing its weight. The wide parts a^4 of the part a^2 also serve for lugs in attaching the rim B, and the rim is attached to better advantage than if the parts a^4 were lugs merely.

I desire not to be restricted to the special mode of widening the peripheral part a^2 to form the lugs, provided they are arranged to come between the lines of the spokes, substantially as described.

I claim—

A composite pulley consisting of the cast-metal central portion and the wrought-metal rim, said central portion consisting of a hub, spokes, and a peripheral part channeled, and also widened, and said rim being attached to said peripheral part, substantially as described and shown.

Witness my hand.

HENRY W. BELDSMEIER.

Witnesses:

C. D. MOODY,
B. F. REX.